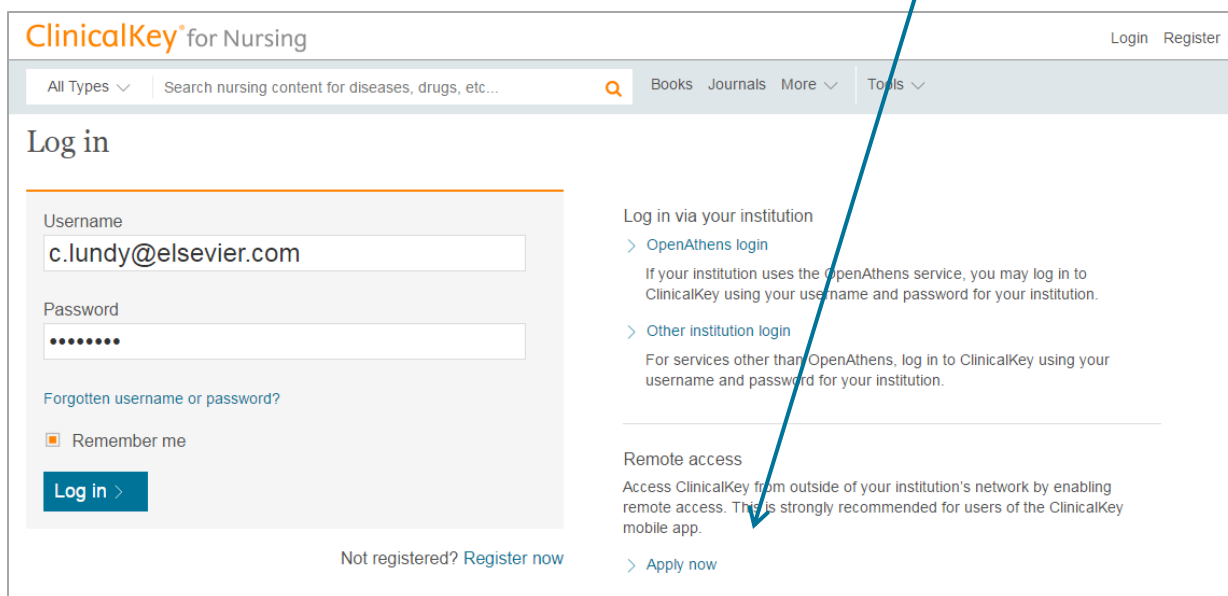
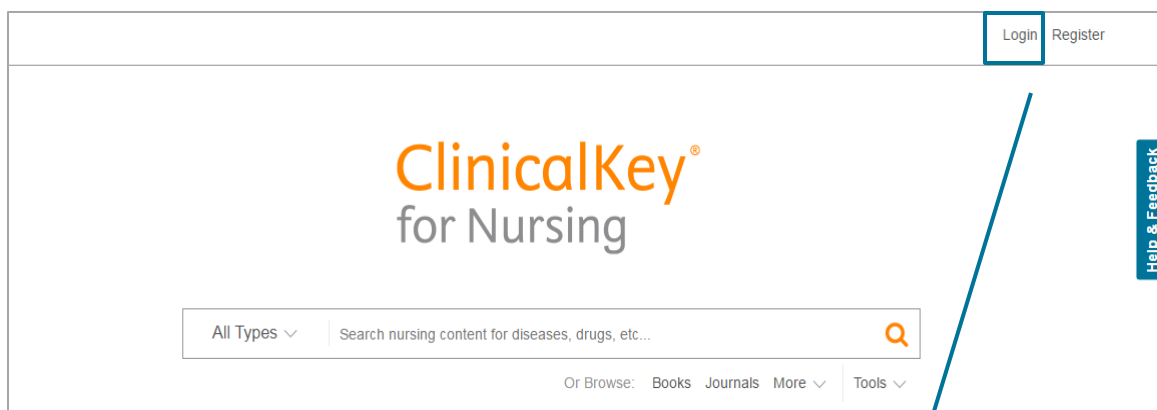


Registering for ClinicalKey for Nursing Remote Access

Remote access allows you to easily access ClinicalKey for Nursing when you're not on your institution's network. The instructions below outline how to activate remote access.

1. To activate remote access, click **Login** at the top of ClinicalKey for Nursing.



2. From the Login page, click the **Apply for Remote Access** link.

If you have any questions or require assistance, please contact ClinicalKey for Nursing Customer Support at <https://help.elsevier.com/app/answers/list/p/10024>.

ClinicalKey[®] for Nursing Login Register

All Types ▾ Search nursing content for diseases, drugs, etc... Q Books Journals More ▾ Tools ▾

Log in

Username
c.lundy@elsevier.com

Password
●●●●●●

[Forgotten username or password?](#)

Remember me

[Log in >](#)

[Not registered? Register now](#)

Log in via your institution

- > [OpenAthens login](#)
If your institution uses the OpenAthens service, you may log in to ClinicalKey using your username and password for your institution.
- > [Other institution login](#)
For services other than OpenAthens, log in to ClinicalKey using your username and password for your institution.

Remote access

Access ClinicalKey from outside of your institution's network by enabling remote access. This is strongly recommended for users of the ClinicalKey mobile app.

> [Apply now](#) ←

3. Once navigated to the Remote Access Screen, enter your institutional email address.

ClinicalKey[®] for Nursing Login Register

All Types ▾ Search nursing content for diseases, drugs, etc... Q Books Journals More ▾ Tools ▾

Apply for remote access

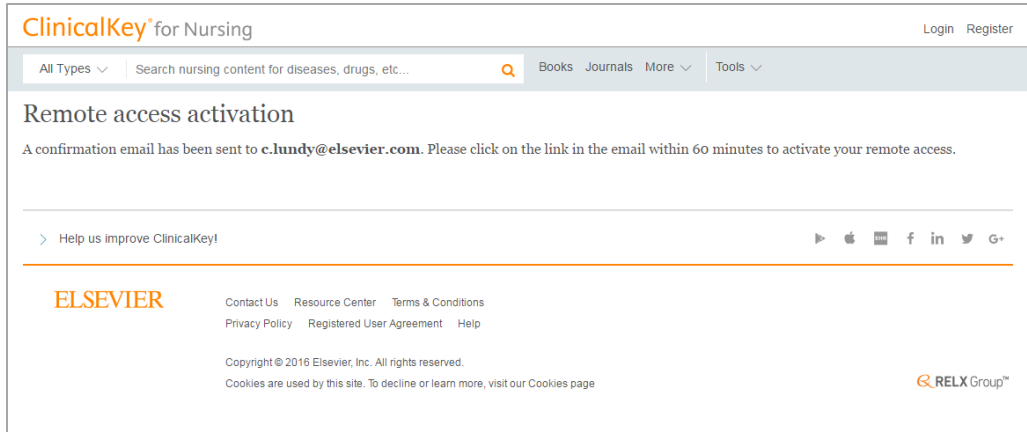
If your institution has Remote Access enabled, this feature will allow you to access ClinicalKey even when you are not on your institution's network.

To begin, please input your institutional email address below. Remote Access is not compatible with a Yahoo, Gmail, or other personal email account. If you do not have an email address associated with your institution, please contact your institution's administrator to obtain remote access.

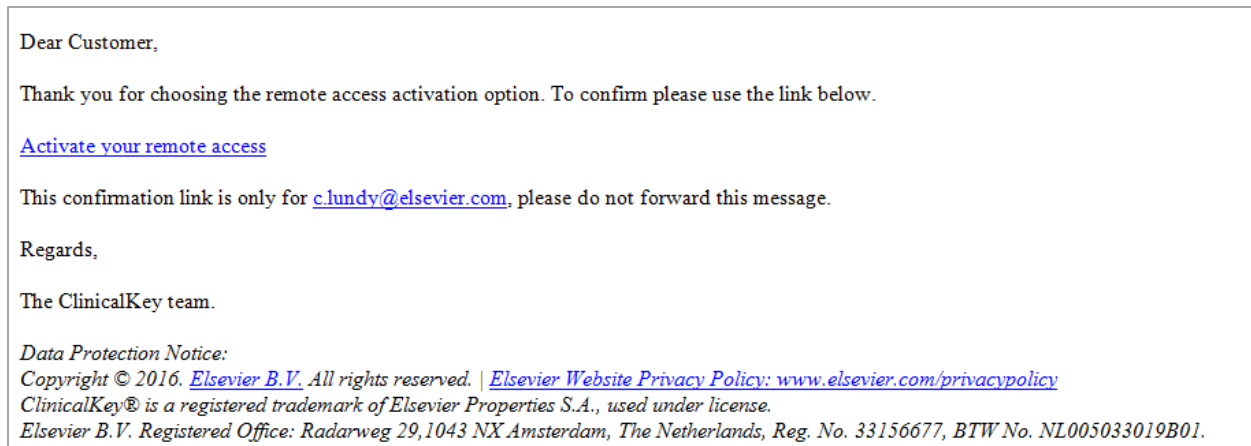
Email address

[Continue >](#)

- Once you enter your email address, a message will display to look for an email from ClinicalKey that includes the remote access confirmation.

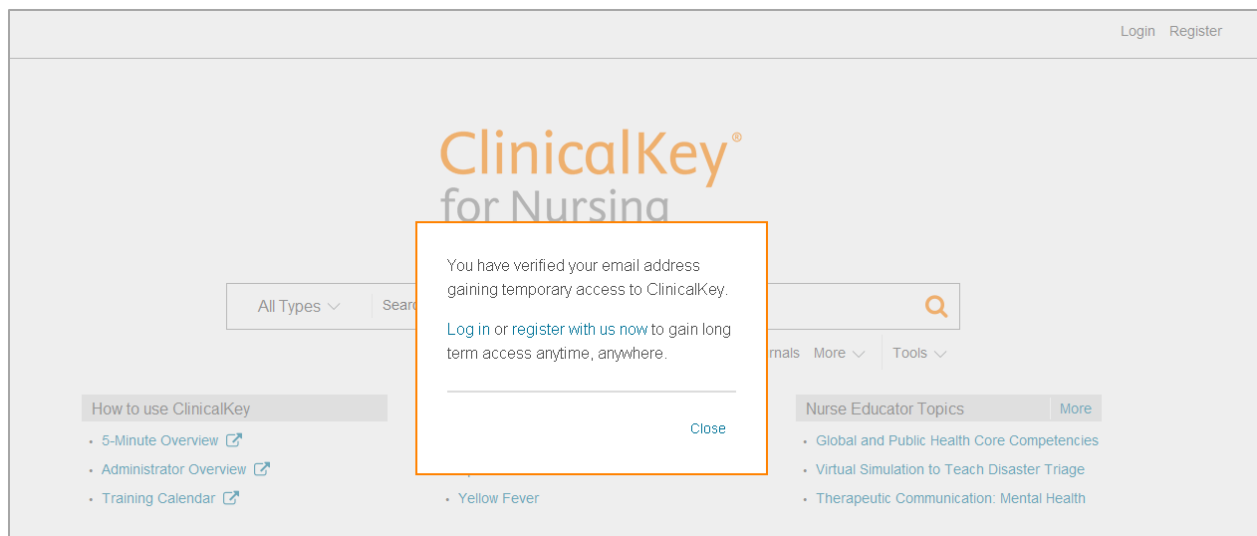


- When you receive the confirmation email, activate your remote access by clicking on the link available in the email.



If you have any questions or require assistance, please contact ClinicalKey for Nursing Customer Support at <https://help.elsevier.com/app/answers/list/p/10024>.

6. Once you have opened the link, you will be prompted to login with your credentials to gain long term remote access.



Visit www.ClinicalKey.com/nursing to start searching and find the answers you need.