

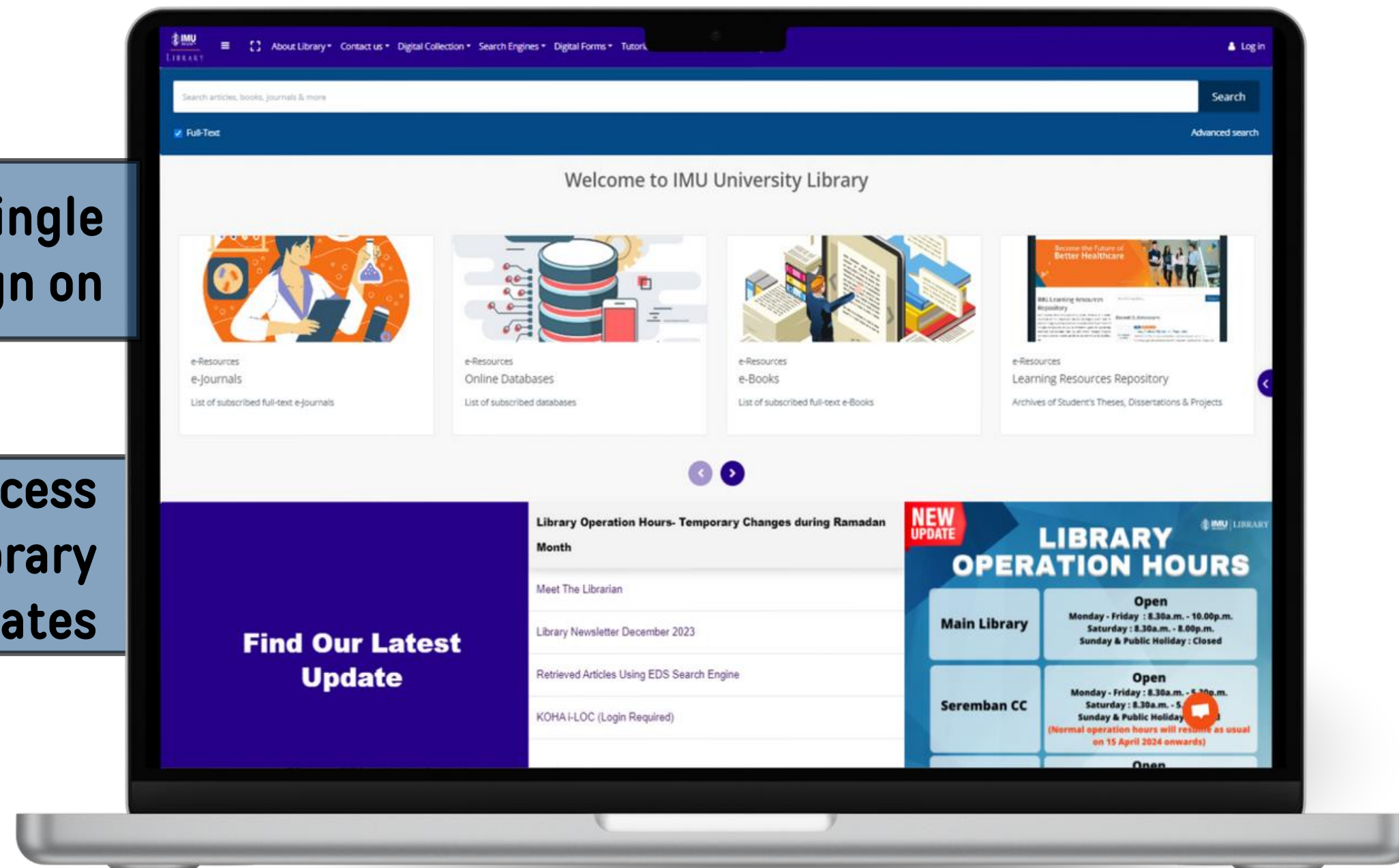
IMU UNIVERSITY LIBRARY PORTAL GUIDE



IMU University Library Portal

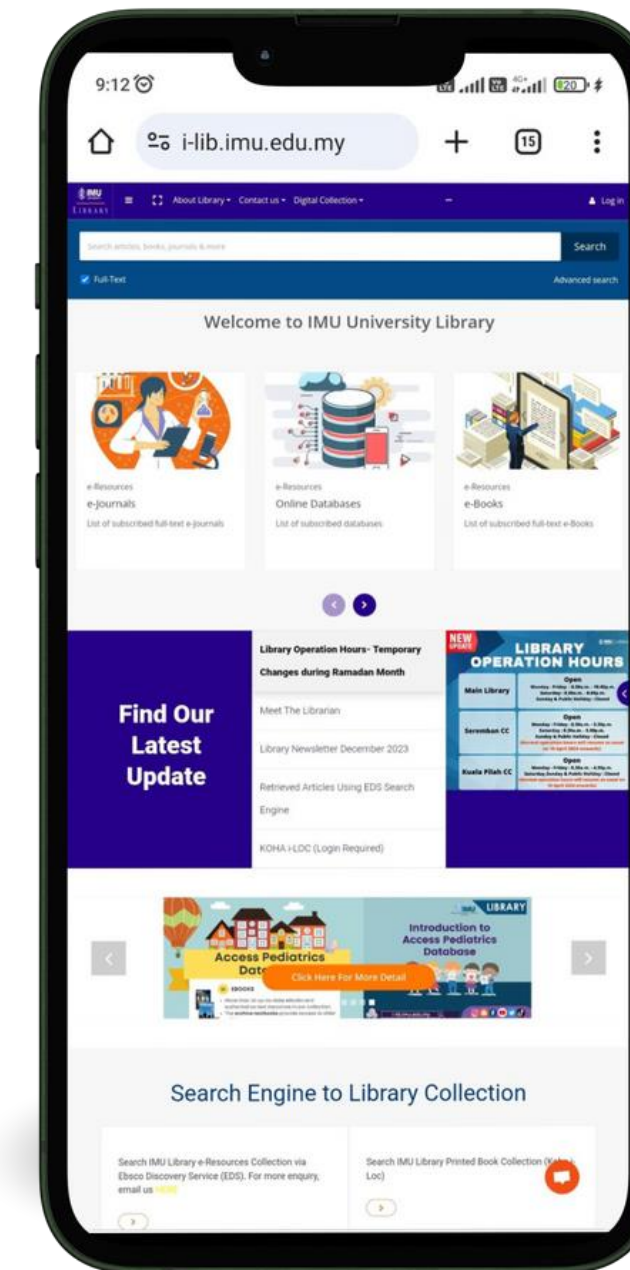
Single
Sign on

Direct access
to library
updates



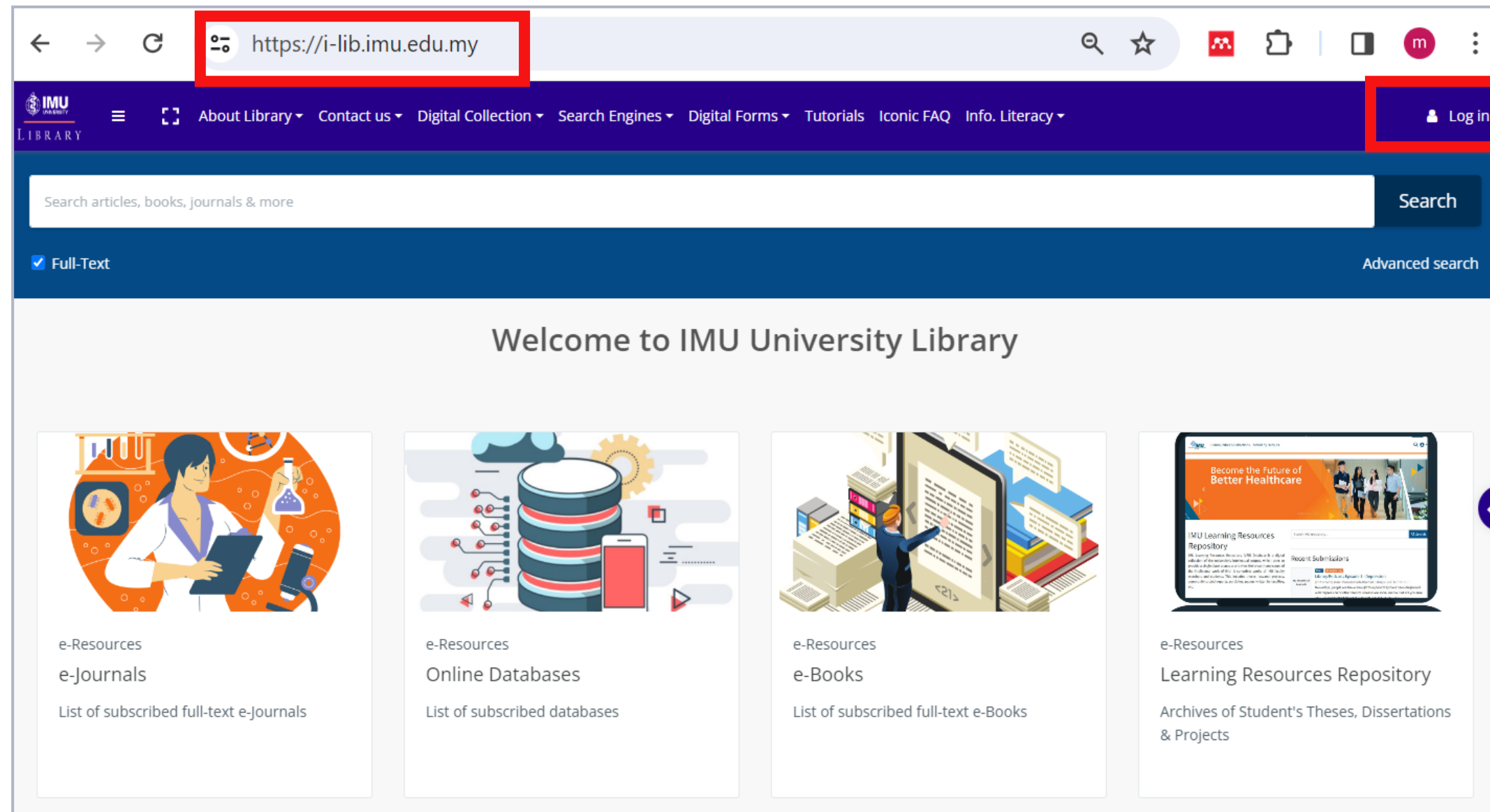
Easy to
navigate

Interactive
lively
Chatbot



i-lib.imu.edu.my

How to Login



The screenshot shows the IMU University Library website. The browser address bar displays <https://i-lib.imu.edu.my>, which is highlighted with a red box. The navigation menu includes links for About Library, Contact us, Digital Collection, Search Engines, Digital Forms, Tutorials, Iconic FAQ, and Info. Literacy. A red box highlights the 'Log in' button in the top right corner. Below the navigation bar is a search bar with the placeholder text 'Search articles, books, journals & more' and a 'Search' button. A 'Full-Text' checkbox is checked, and an 'Advanced search' link is visible. The main content area features a 'Welcome to IMU University Library' heading and four resource categories:

- e-Resources e-Journals**: List of subscribed full-text e-journals
- e-Resources Online Databases**: List of subscribed databases
- e-Resources e-Books**: List of subscribed full-text e-Books
- e-Resources Learning Resources Repository**: Archives of Student's Theses, Dissertations & Projects


1

Go to 'i-lib.imu.edu.my'

2

Click 'Login'

How to Login







Sign In (Administrator ONLY) :

Remember username [Forgot Password?](#)

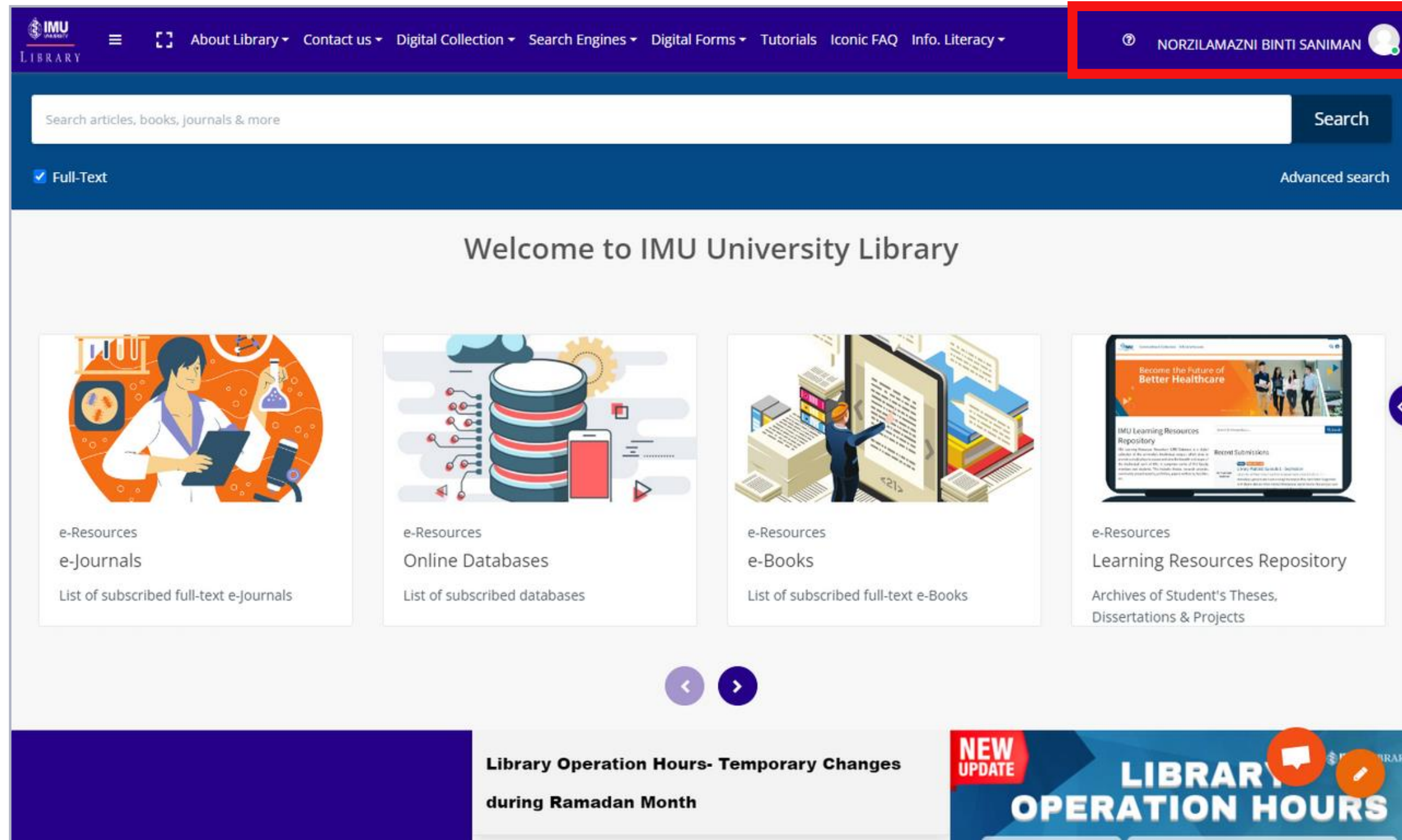
Student / Staff Login :

Follow Us



3 Click 'Login Via IMU Email'

How to Login



The screenshot shows the IMU University Library website interface. At the top, there is a navigation bar with the IMU LIBRARY logo on the left and a user profile section on the right. The user profile section, highlighted with a red box, displays the name "NORZILAMAZNI BINTI SANIMAN" next to a profile icon. Below the navigation bar is a search bar with the placeholder text "Search articles, books, journals & more" and a "Search" button. A "Full-Text" checkbox is checked, and there is a link for "Advanced search". The main content area features a "Welcome to IMU University Library" heading and four service tiles: "e-Resources e-Journals", "e-Resources Online Databases", "e-Resources e-Books", and "e-Resources Learning Resources Repository". At the bottom, there are banners for "Library Operation Hours- Temporary Changes during Ramadan Month" and "NEW UPDATE LIBRARY OPERATION HOURS".

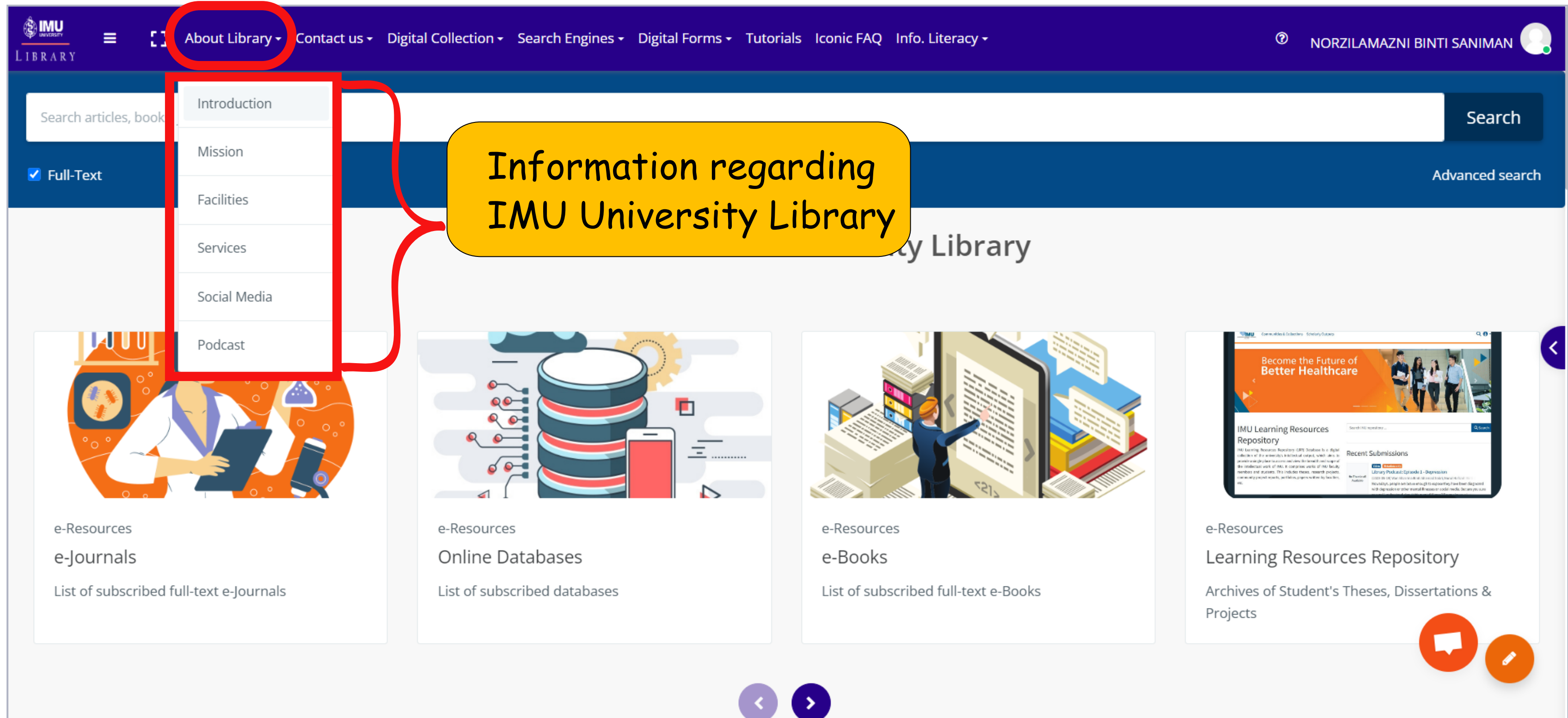
3

Once successful, your name will appear here, and you are ready to access the library portal.

Library Portal Content Guide



About Library



The screenshot shows the IMU University Library website. The top navigation bar includes links for 'About Library', 'Contact us', 'Digital Collection', 'Search Engines', 'Digital Forms', 'Tutorials', 'Iconic FAQ', and 'Info. Literacy'. The 'About Library' link is highlighted with a red circle. A dropdown menu is open, listing 'Introduction', 'Mission', 'Facilities', 'Services', 'Social Media', and 'Podcast'. A yellow callout bubble points to this menu with the text 'Information regarding IMU University Library'. Below the navigation bar is a search bar with the text 'Search articles, book...' and a 'Search' button. A 'Full-Text' checkbox is checked. The main content area features four e-Resources cards: 'e-Journals' (List of subscribed full-text e-Journals), 'Online Databases' (List of subscribed databases), 'e-Books' (List of subscribed full-text e-Books), and 'Learning Resources Repository' (Archives of Student's Theses, Dissertations & Projects). The bottom of the page has navigation arrows and a chat icon.

Information regarding
IMU University Library

- Introduction
- Mission
- Facilities
- Services
- Social Media
- Podcast

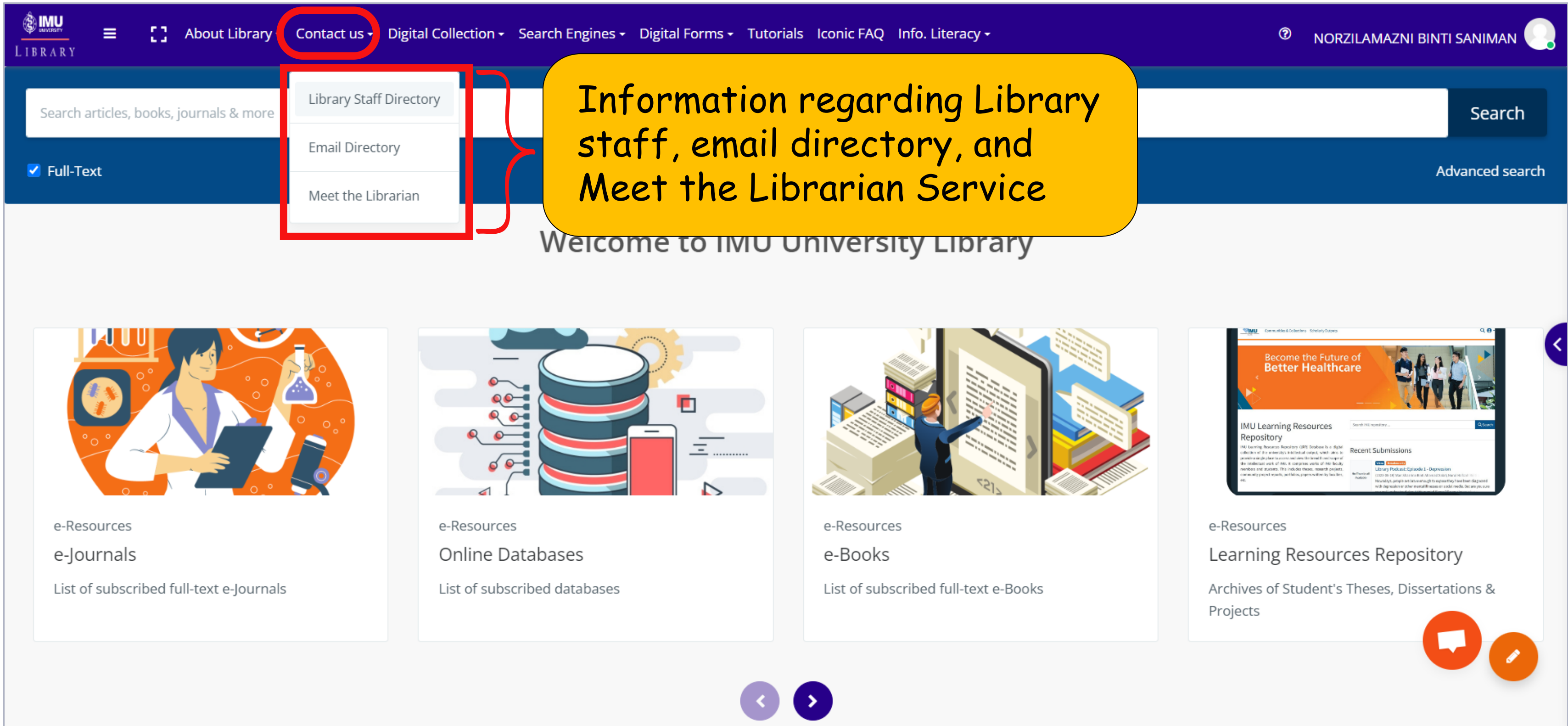
e-Resources
e-Journals
List of subscribed full-text e-Journals

e-Resources
Online Databases
List of subscribed databases

e-Resources
e-Books
List of subscribed full-text e-Books

e-Resources
Learning Resources Repository
Archives of Student's Theses, Dissertations & Projects

Contact us



IMU UNIVERSITY LIBRARY

About Library **Contact us** Digital Collection Search Engines Digital Forms Tutorials Iconic FAQ Info. Literacy

NORZILAMAZNI BINTI SANIMAN


Search articles, books, journals & more Search

Full-Text Advanced search


Library Staff Directory
Email Directory
Meet the Librarian

Information regarding Library staff, email directory, and Meet the Librarian Service


Welcome to IMU University Library




e-Resources
e-Journals
List of subscribed full-text e-Journals



e-Resources
Online Databases
List of subscribed databases

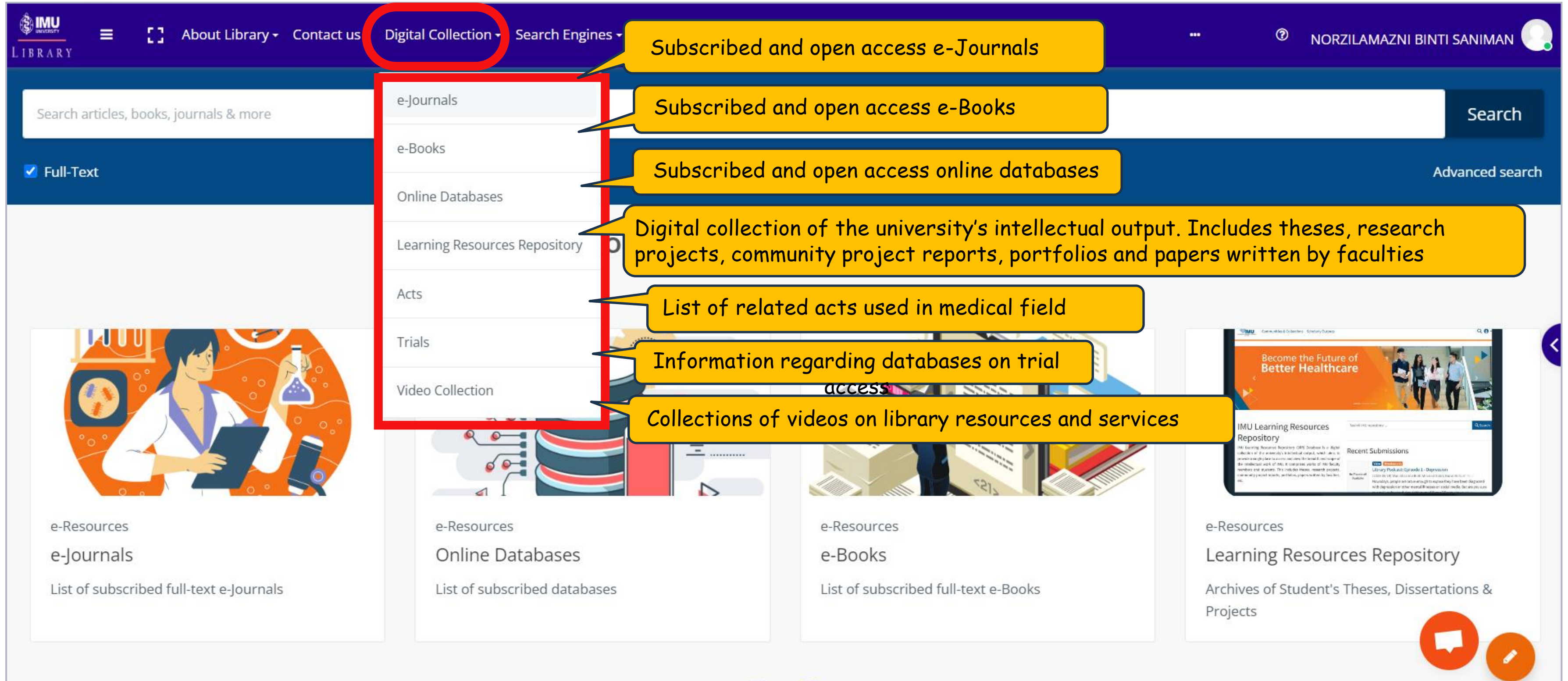


e-Resources
e-Books
List of subscribed full-text e-Books



e-Resources
Learning Resources Repository
Archives of Student's Theses, Dissertations & Projects

Digital Collection



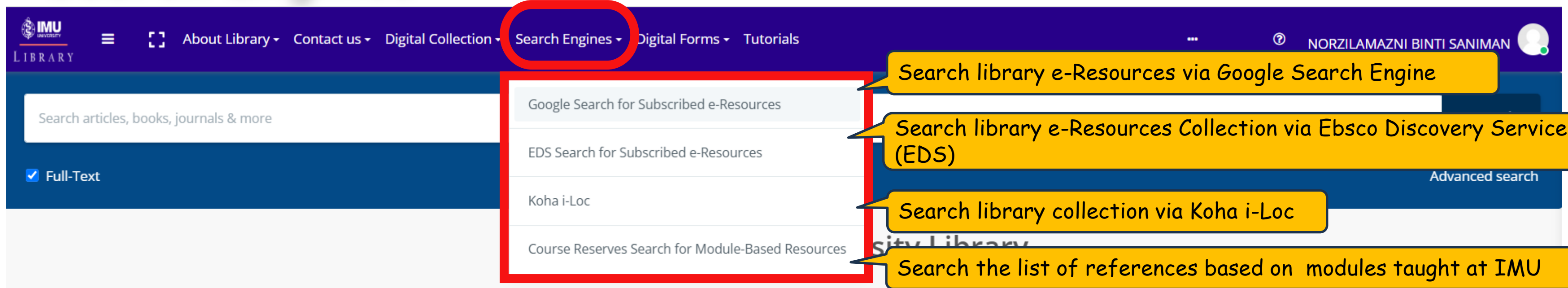
The screenshot shows the IMU Library website's 'Digital Collection' menu. The menu items and their corresponding descriptions are as follows:

- e-Journals**: Subscribed and open access e-Journals
- e-Books**: Subscribed and open access e-Books
- Online Databases**: Subscribed and open access online databases
- Learning Resources Repository**: Digital collection of the university's intellectual output. Includes theses, research projects, community project reports, portfolios and papers written by faculties
- Acts**: List of related acts used in medical field
- Trials**: Information regarding databases on trial
- Video Collection**: Collections of videos on library resources and services

Below the menu, there are four main content cards:

- e-Resources e-Journals**: List of subscribed full-text e-Journals
- e-Resources Online Databases**: List of subscribed databases
- e-Resources e-Books**: List of subscribed full-text e-Books
- e-Resources Learning Resources Repository**: Archives of Student's Theses, Dissertations & Projects


Search Engines




The screenshot shows the IMU Library website's search interface. The 'Search Engines' menu is highlighted with a red circle. Below it, a dropdown menu lists four search options, each with a corresponding callout box:

- Google Search for Subscribed e-Resources**: Search library e-Resources via Google Search Engine
- EDS Search for Subscribed e-Resources (EDS)**: Search library e-Resources Collection via Ebsco Discovery Service (EDS)
- Koha i-Loc**: Search library collection via Koha i-Loc
- Course Reserves Search for Module-Based Resources**: Search the list of references based on modules taught at IMU


Other visible elements include a search bar with the text 'Search articles, books, journals & more', a 'Full-Text' checkbox, and a user profile for 'NORZILAMAZNI BINTI SANIMAN'.



e-Resources
e-Journals
List of subscribed full-text e-Journals



e-Resources
Online Databases
List of subscribed databases

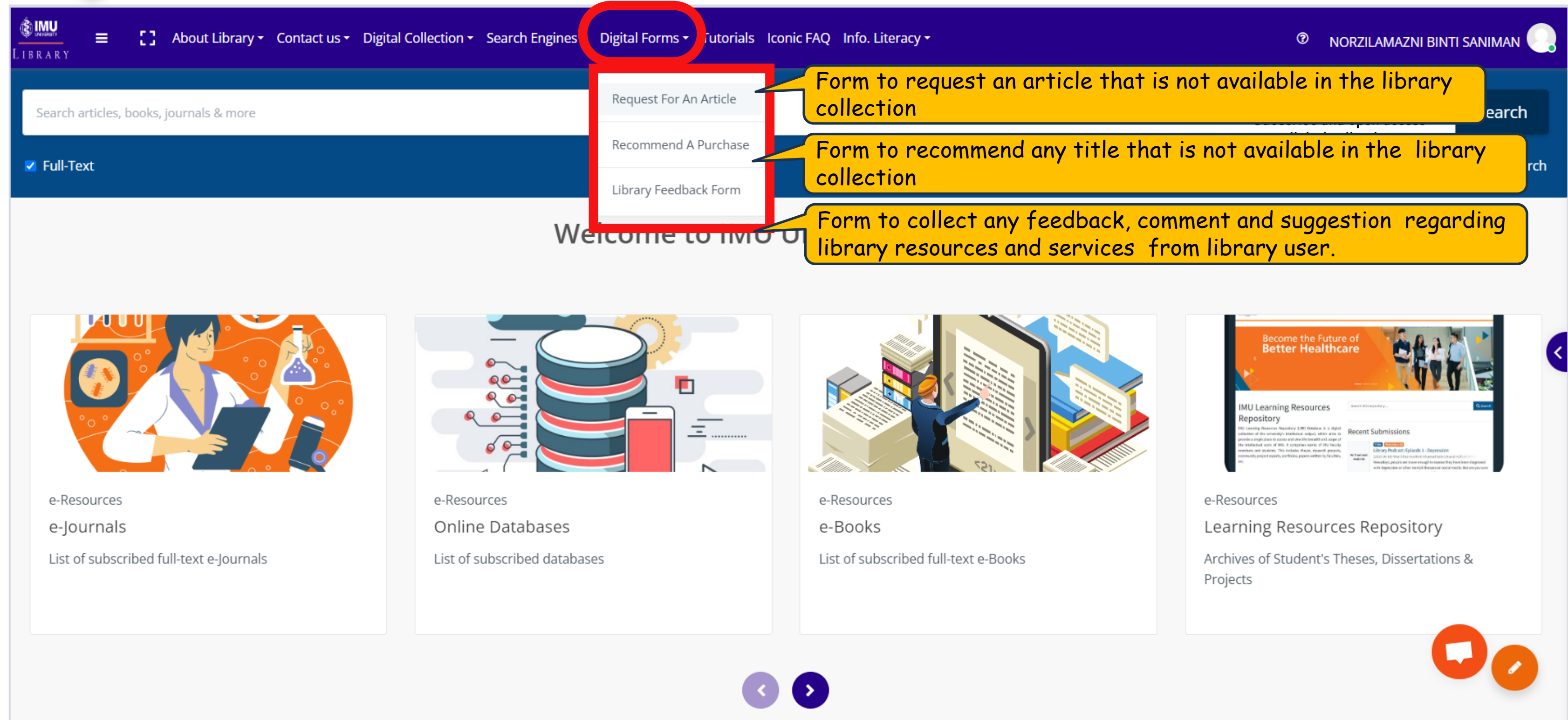


e-Resources
e-Books
List of subscribed full-text e-Books



e-Resources
Learning Resources Repository
Archives of Student's Theses, Dissertations & Projects

Digital Forms



The screenshot shows the IMU Library website interface. At the top, a navigation bar contains the following items: IMU LIBRARY, About Library, Contact us, Digital Collection, Search Engines, **Digital Forms** (highlighted with a red circle), Tutorials, Iconic FAQ, and Info. Literacy. A user profile icon for NORZILAMAZNI BINTI SANIMAN is visible on the right. Below the navigation bar is a search bar with the placeholder text "Search articles, books, journals & more" and a search button. A "Full-Text" checkbox is checked. The "Digital Forms" dropdown menu is open, listing three options: "Request For An Article", "Recommend A Purchase", and "Library Feedback Form". Three yellow callout boxes provide descriptions for these options:

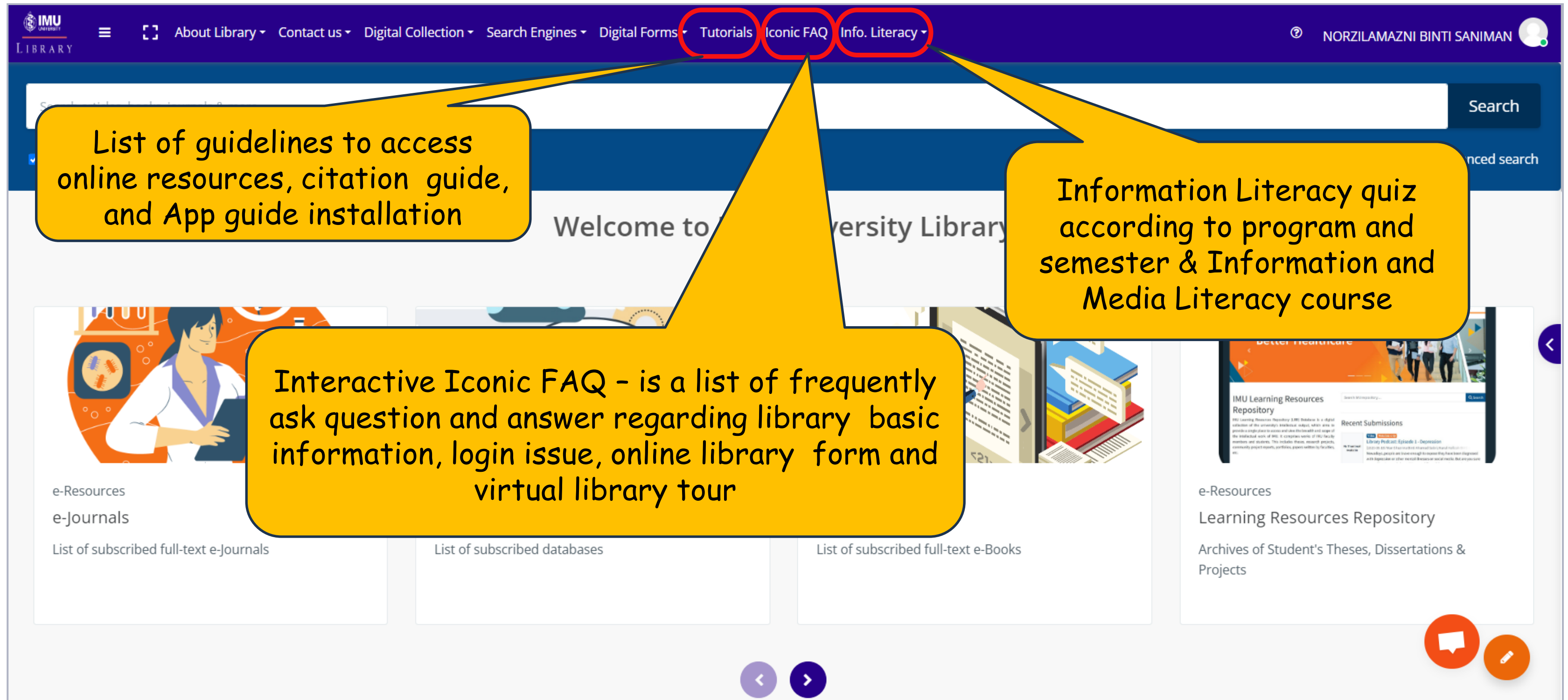
- Request For An Article:** Form to request an article that is not available in the library collection
- Recommend A Purchase:** Form to recommend any title that is not available in the library collection
- Library Feedback Form:** Form to collect any feedback, comment and suggestion regarding library resources and services from library user.

Below the navigation bar, the main content area features a "Welcome to IMU U" message and four content cards:

- Card 1:** e-Resources, e-Journals, List of subscribed full-text e-Journals. Illustration shows a scientist in a lab coat.
- Card 2:** e-Resources, Online Databases, List of subscribed databases. Illustration shows a database server and a smartphone.
- Card 3:** e-Resources, e-Books, List of subscribed full-text e-Books. Illustration shows a person interacting with a large screen displaying text.
- Card 4:** e-Resources, Learning Resources Repository, Archives of Student's Theses, Dissertations & Projects. Illustration shows a person in a lab coat and a banner that says "Become the Future of Better Healthcare".

At the bottom of the page, there are navigation arrows and two circular icons: a speech bubble and a pencil.

Tutorials, Iconic FAQ and Information Literacy

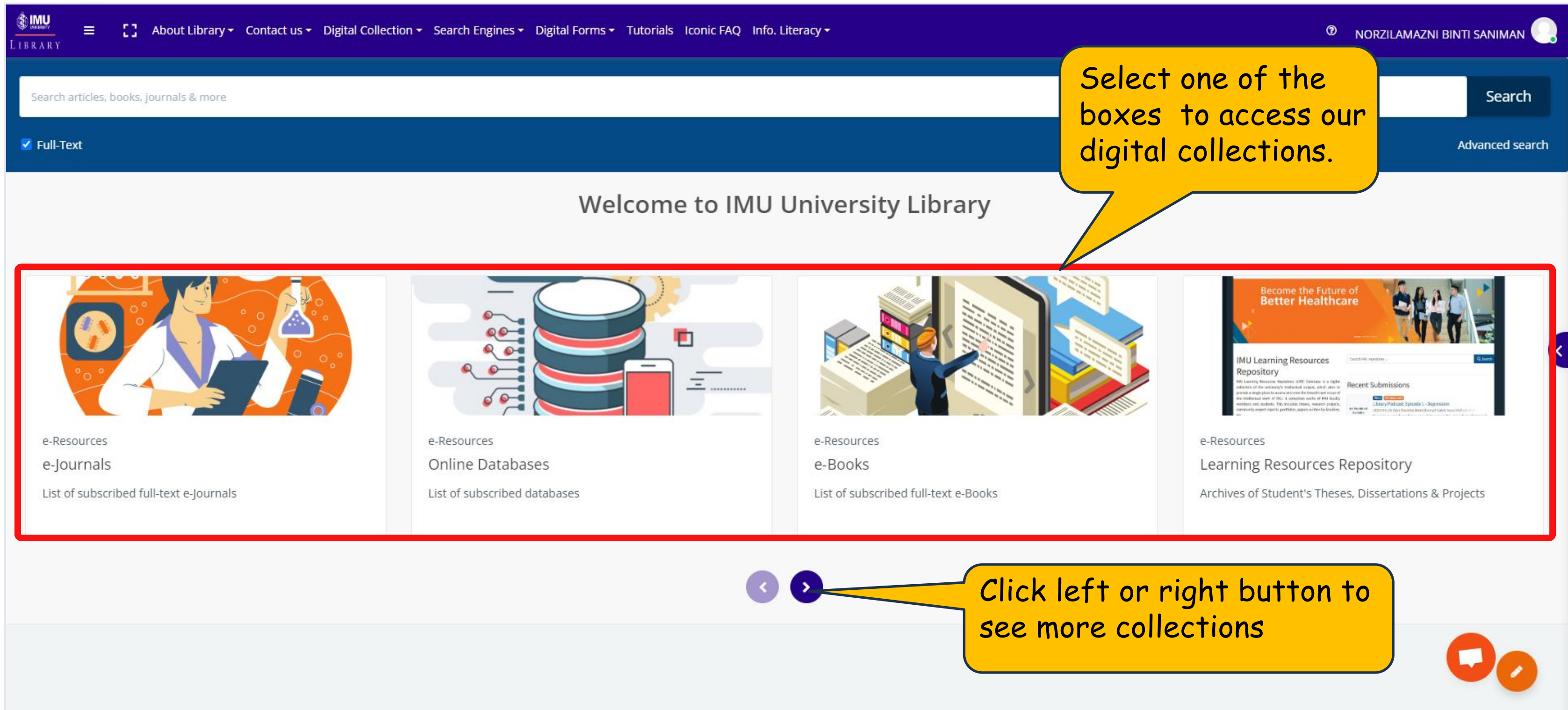


The screenshot shows the IMU Library website interface. The navigation menu at the top includes 'Tutorials', 'Iconic FAQ', and 'Info. Literacy', which are highlighted with red circles. Three yellow callout boxes provide details about these sections:

- Tutorials:** List of guidelines to access online resources, citation guide, and App guide installation
- Iconic FAQ:** Interactive Iconic FAQ - is a list of frequently ask question and answer regarding library basic information, login issue, online library form and virtual library tour
- Info. Literacy:** Information Literacy quiz according to program and semester & Information and Media Literacy course

The website also features a search bar, a 'Welcome to University Library' message, and several content tiles for e-Resources, e-Journals, and Learning Resources Repository.

Digital Collection



The screenshot shows the IMU University Library website. At the top, there is a navigation menu with links for About Library, Contact us, Digital Collection, Search Engines, Digital Forms, Tutorials, Iconic FAQ, and Info. Literacy. A search bar is located below the menu, with a search button and an advanced search link. The main heading reads "Welcome to IMU University Library". Below this, there are four collection boxes, each with an illustration and a list of resources. A red box highlights these four collection boxes. A yellow speech bubble points to the first box, and another yellow speech bubble points to the navigation arrows at the bottom of the collection area.

IMU LIBRARY

About Library Contact us Digital Collection Search Engines Digital Forms Tutorials Iconic FAQ Info. Literacy

NORZILAMAZNI BINTI SANIMAN


Search articles, books, journals & more

Search


Full-Text

Advanced search


Welcome to IMU University Library




e-Resources
e-Journals
List of subscribed full-text e-Journals



e-Resources
Online Databases
List of subscribed databases



e-Resources
e-Books
List of subscribed full-text e-Books



Become the Future of Better Healthcare

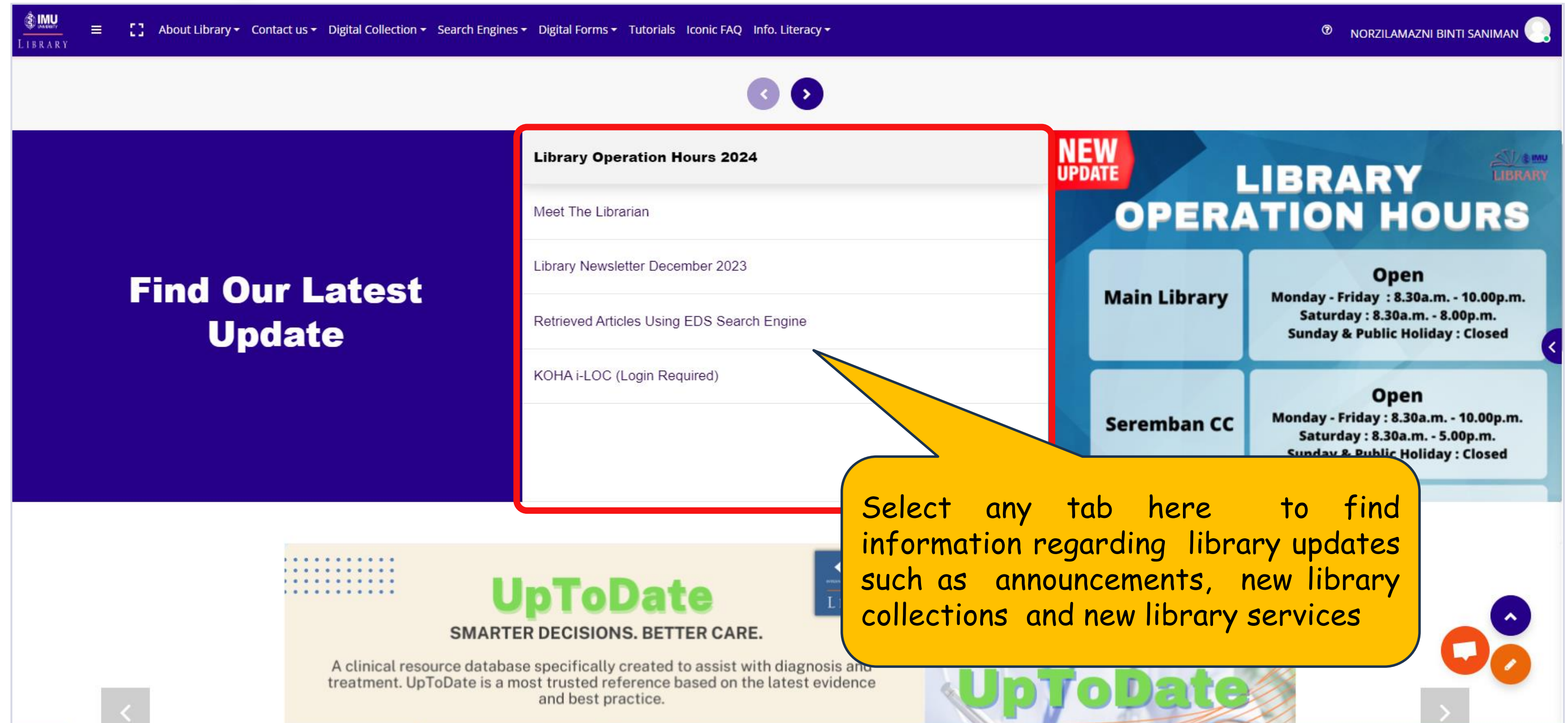
IMU Learning Resources Repository

Recent Submissions

Archives of Student's Theses, Dissertations & Projects

Click left or right button to see more collections

Latest Update



The screenshot displays the IMU Library website interface. At the top, a dark blue navigation bar contains the IMU LIBRARY logo, a hamburger menu, and several menu items: About Library, Contact us, Digital Collection, Search Engines, Digital Forms, Tutorials, Iconic FAQ, and Info. Literacy. On the right side of the navigation bar, there is a user profile icon and the name NORZILAMAZNI BINTI SANIMAN.

Below the navigation bar, there are two main sections. On the left, a dark blue banner with white text reads "Find Our Latest Update". To the right of this banner is a white box with a red border containing a list of links:

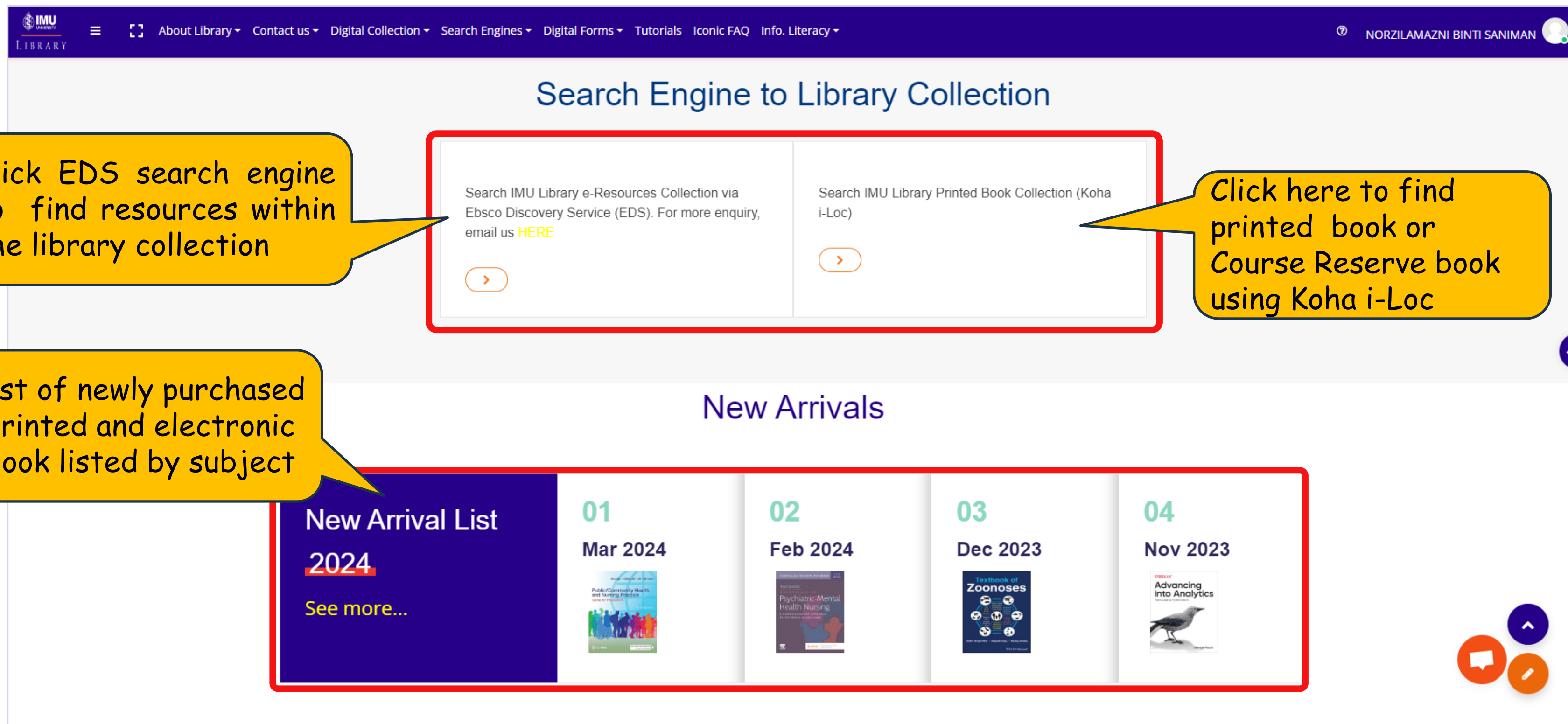
- Library Operation Hours 2024
- Meet The Librarian
- Library Newsletter December 2023
- Retrieved Articles Using EDS Search Engine
- KOHA i-LOC (Login Required)

Below the list is a yellow callout bubble with the text: "Select any tab here to find information regarding library updates such as announcements, new library collections and new library services".

To the right of the list is a "LIBRARY OPERATION HOURS" section. It features a "NEW UPDATE" badge in a red box. The section is divided into two parts: "Main Library" and "Seremban CC". Each part lists the opening hours for Monday through Friday, Saturday, and Sunday & Public Holiday.

At the bottom of the page, there is an advertisement for "UpToDate" with the tagline "SMARTER DECISIONS. BETTER CARE." and a description: "A clinical resource database specifically created to assist with diagnosis and treatment. UpToDate is a most trusted reference based on the latest evidence and best practice." The advertisement includes the UpToDate logo and a navigation arrow.

Search Engine and New Arrivals



The screenshot shows the IMU Library website interface. At the top, there is a navigation bar with the IMU Library logo, a menu icon, and links for 'About Library', 'Contact us', 'Digital Collection', 'Search Engines', 'Digital Forms', 'Tutorials', 'Iconic FAQ', and 'Info. Literacy'. The user's name 'NORZILAMAZNI BINTI SANIMAN' is displayed on the right.

The main content area is titled 'Search Engine to Library Collection'. It contains two search options:

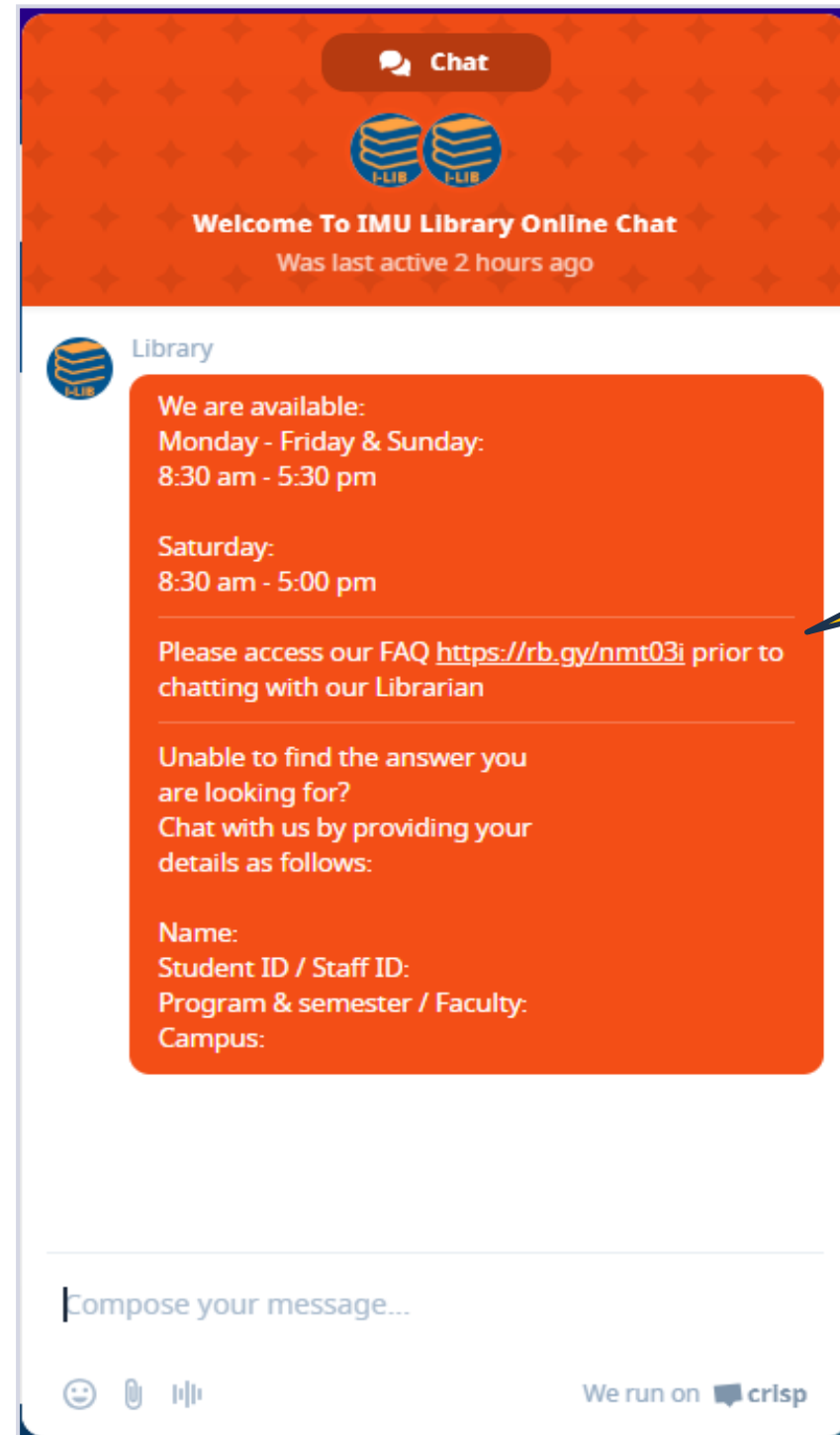
- Search IMU Library e-Resources Collection via Ebsco Discovery Service (EDS).** For more enquiry, email us [HERE](#). A red box highlights this option with a callout: "Click EDS search engine to find resources within the library collection".
- Search IMU Library Printed Book Collection (Koha i-Loc).** A red box highlights this option with a callout: "Click here to find printed book or Course Reserve book using Koha i-Loc".

Below the search engines is a section titled 'New Arrivals'. A red box highlights this section with a callout: "List of newly purchased printed and electronic book listed by subject". The 'New Arrivals' section includes a 'New Arrival List 2024' button with 'See more...' text, and four book covers:

- 01 Mar 2024:** Public/Community Health and Nursing Practice
- 02 Feb 2024:** Psychiatric-Mental Health Nursing
- 03 Dec 2023:** Textbook of Zoonoses
- 04 Nov 2023:** Advancing into Analytics

At the bottom right, there are three circular icons: a blue one with an upward arrow, an orange one with a speech bubble, and another orange one with a pencil.

Interactive Chatbot



An automated conversation system that enables users to chat with a librarian. Users can ask questions regarding library services and online resources.



**Need Help /
Any Feedback**



Kindly contact any of the Librarians at

librarynotification@imu.edu.my

should you have difficulty in navigating this portal.

Thank You

IMU University Library

