

IMU UNIVERSITY LIBRARY PORTAL GUIDE



Library Portal Guide

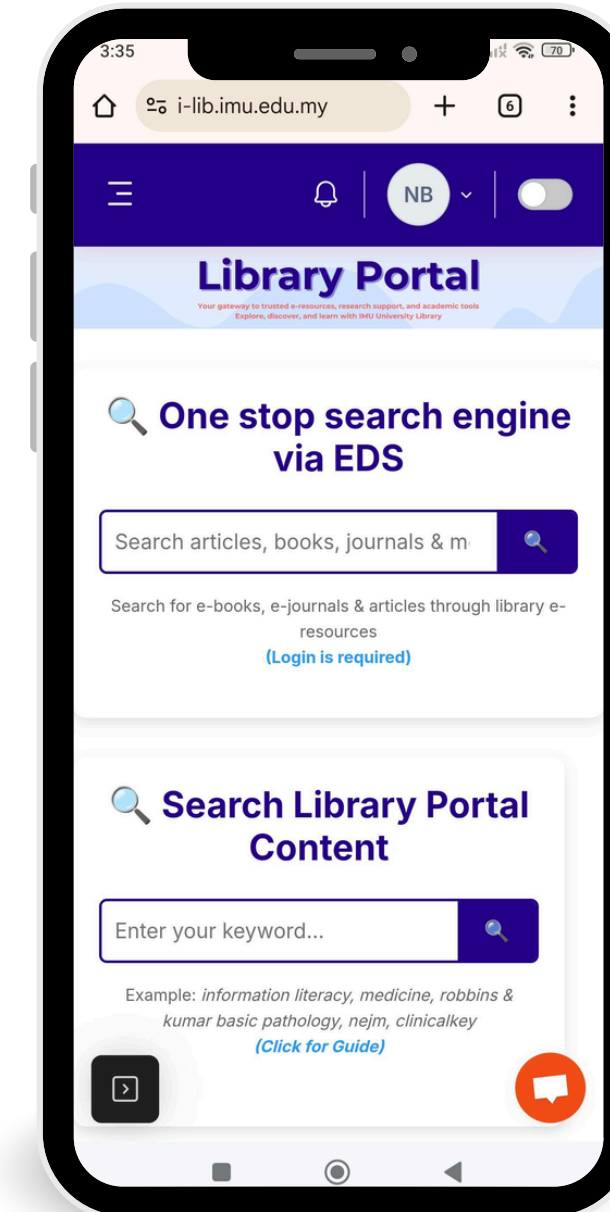
Single Sign on

Direct access to library updates



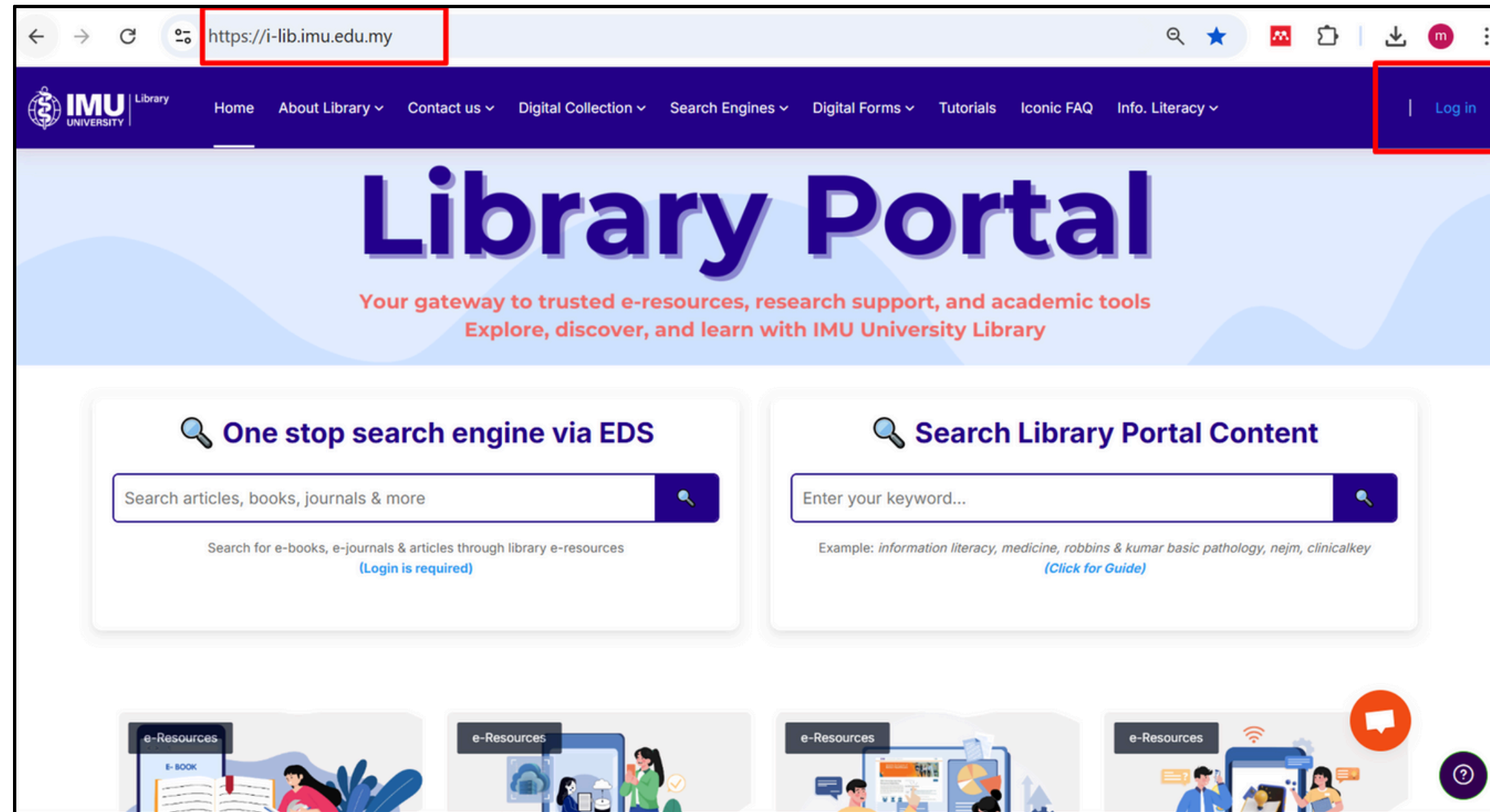
Enhanced Search Option

Interactive lively Chatbot



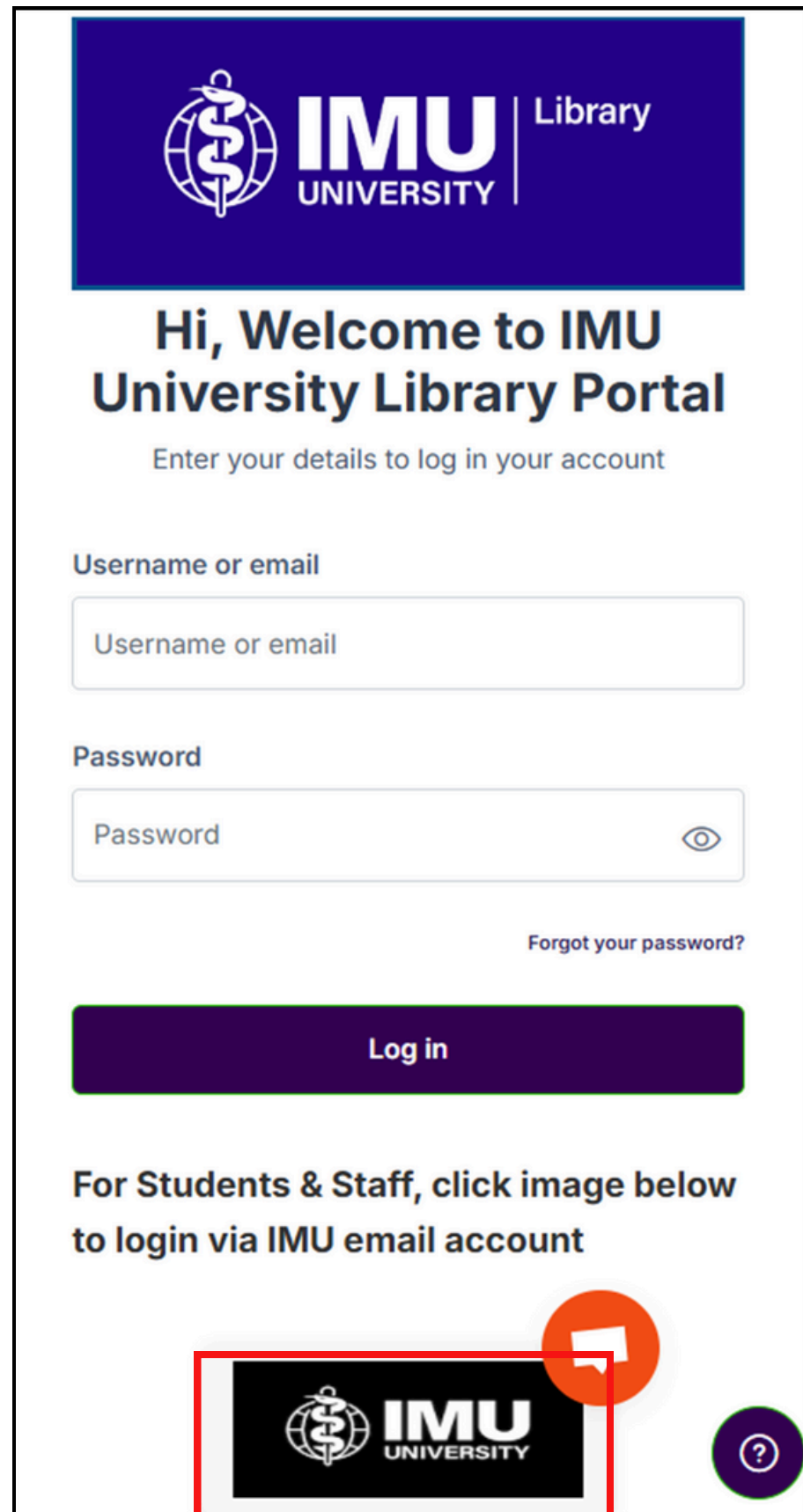
i-lib.imu.edu.my

How to Login



- 1 Go to 'i-lib.imu.edu.my'
- 2 Click 'Login'

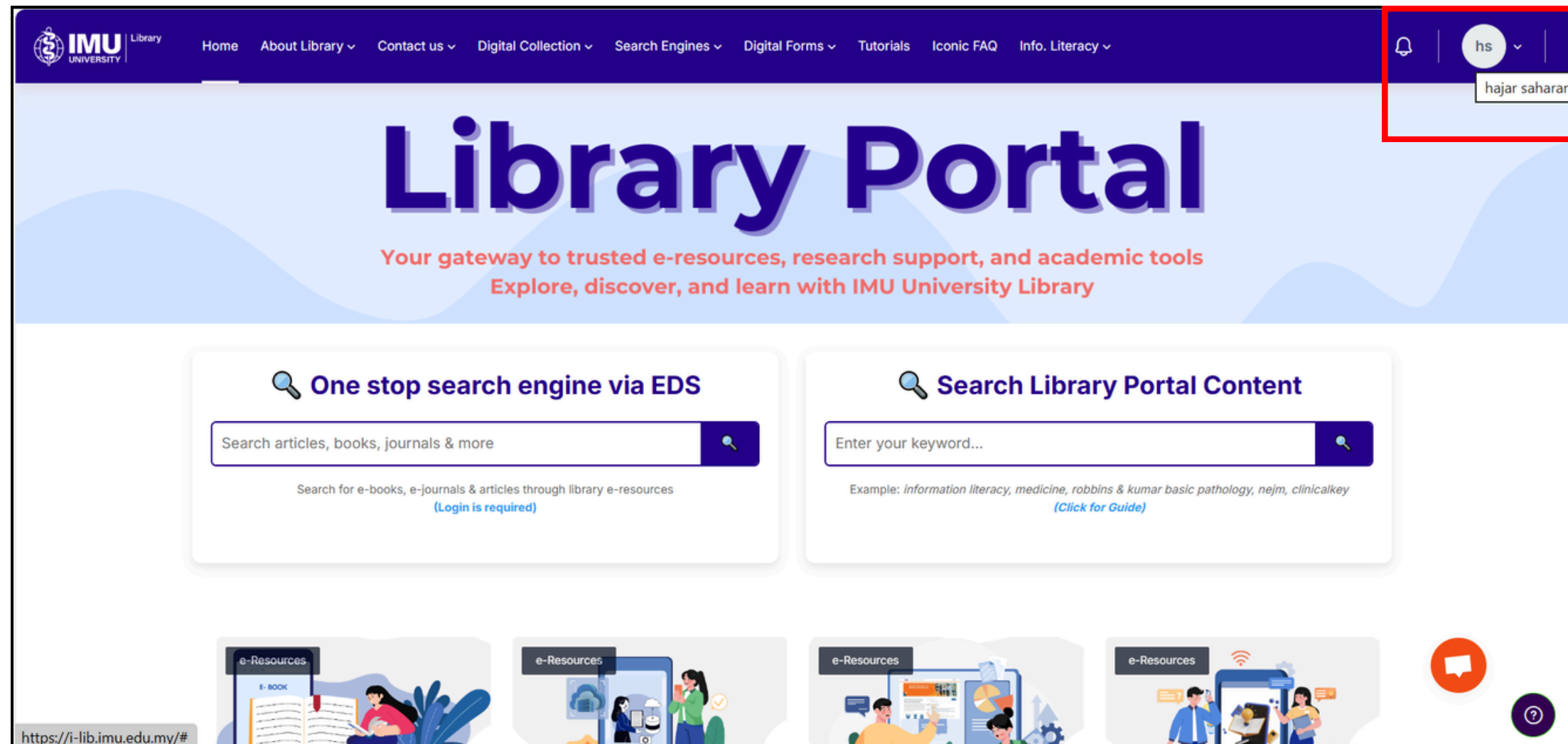
How to Login



The screenshot shows the IMU University Library Portal login interface. At the top, there is a purple header with the IMU University Library logo. Below the header, the text reads "Hi, Welcome to IMU University Library Portal" and "Enter your details to log in your account". There are two input fields: "Username or email" and "Password". A "Log in" button is located below the password field. A link "Forgot your password?" is also present. At the bottom, there is a note: "For Students & Staff, click image below to login via IMU email account". Below this note, there is a small IMU University logo with a red arrow pointing to it, and a circular help icon with a question mark.

3 Click IMU University logo  to login via IMU email account

How to Login



The screenshot shows the IMU Library Portal homepage. The top navigation bar includes links for Home, About Library, Contact us, Digital Collection, Search Engines, Digital Forms, Tutorials, Iconic FAQ, and Info. Literacy. The main header features the IMU University logo and the text "Library Portal" with the tagline "Your gateway to trusted e-resources, research support, and academic tools". Below the header are two search engines: "One stop search engine via EDS" and "Search Library Portal Content". The user 'hs' is logged in, and their name 'hajar saharani' is displayed in the top right corner.

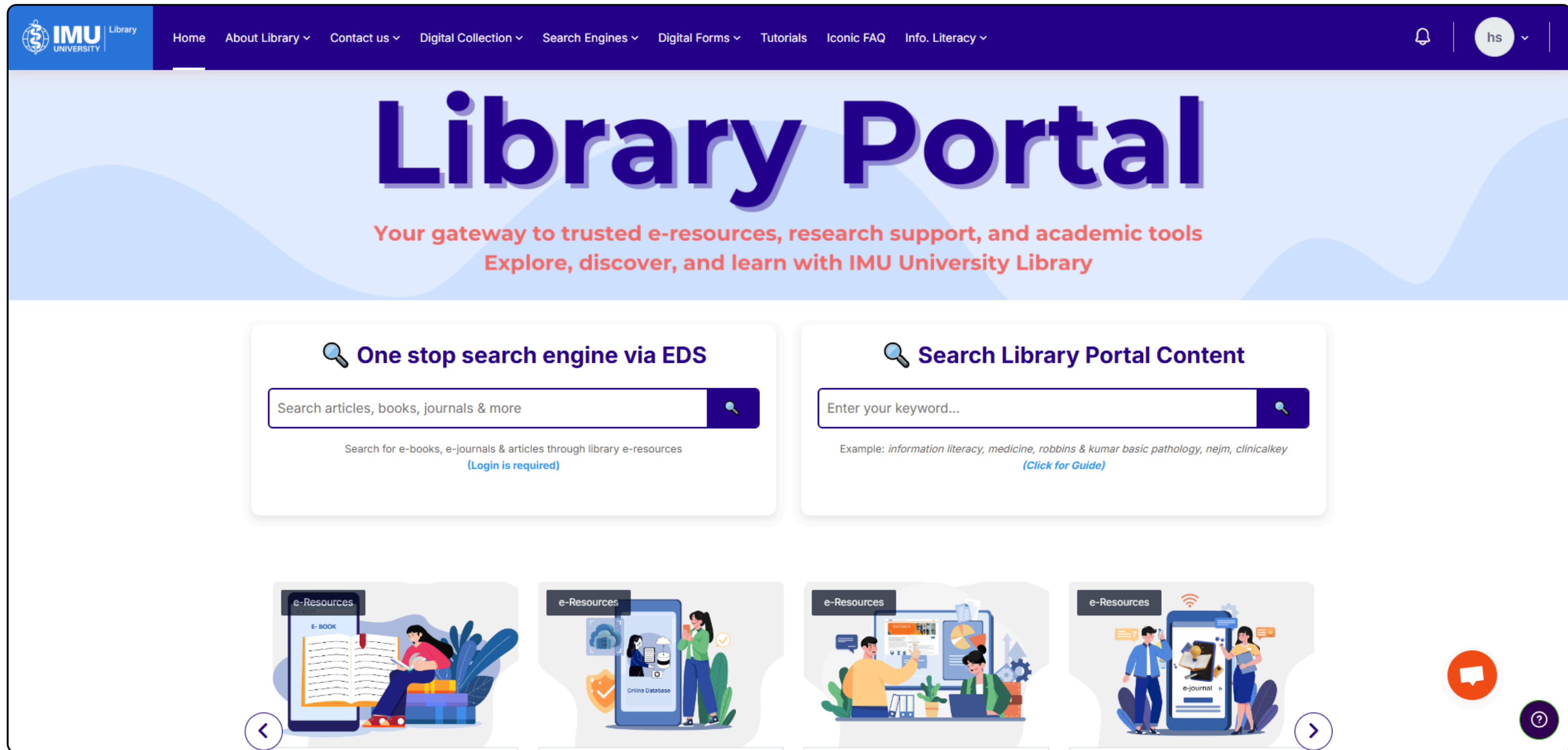
3

Once successful, your name will appear here, and you are ready to access the Library Portal.

Library Portal Content Guide

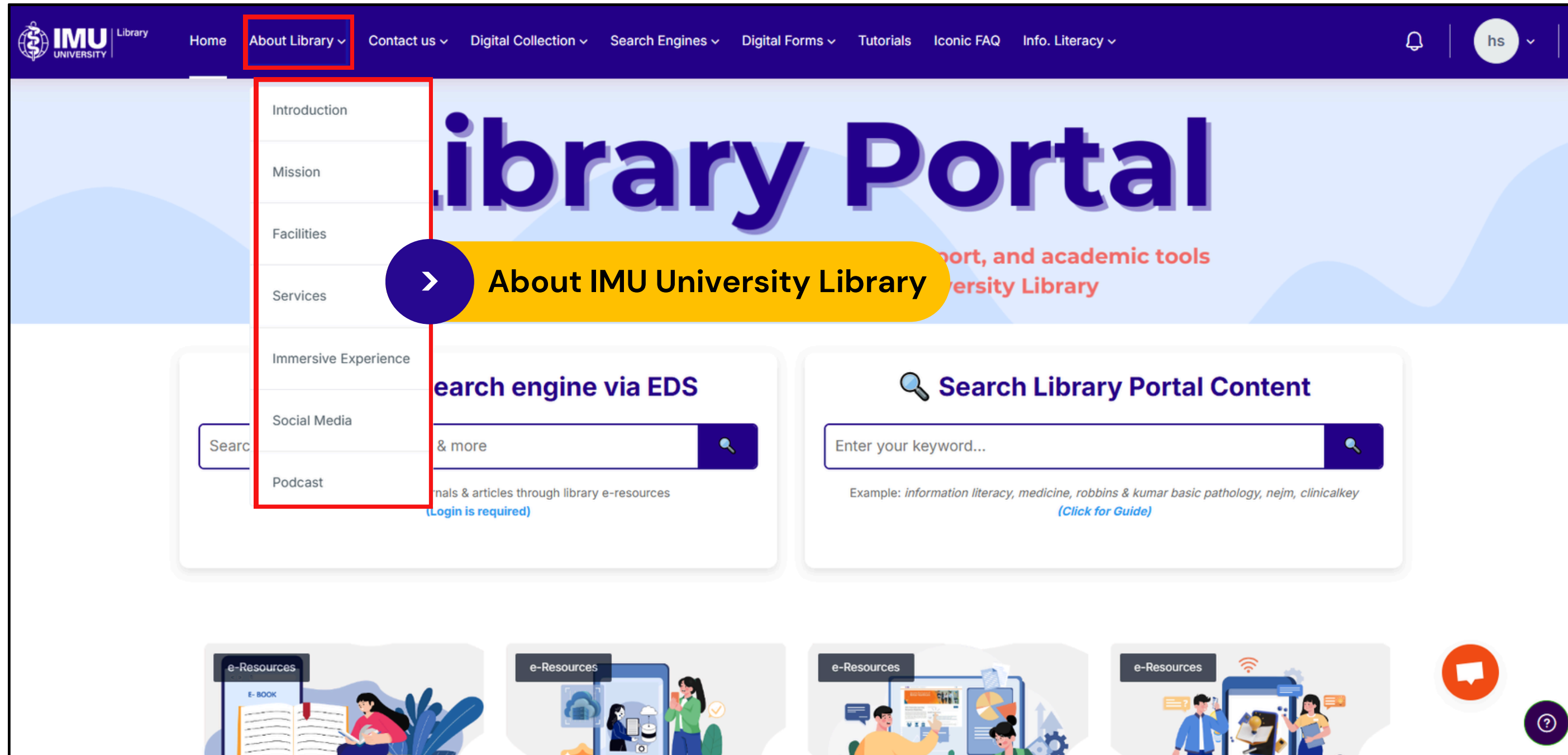


Homepage of Library Portal



The screenshot shows the homepage of the IMU University Library Portal. At the top, there is a dark blue navigation bar with the IMU University Library logo on the left and a menu of links: Home, About Library, Contact us, Digital Collection, Search Engines, Digital Forms, Tutorials, Iconic FAQ, and Info. Literacy. On the right side of the navigation bar, there is a notification bell icon and a user profile icon labeled 'hs'. Below the navigation bar is a large light blue banner with the title 'Library Portal' in a large, bold, dark blue font. Underneath the title, there is a subtitle in orange text: 'Your gateway to trusted e-resources, research support, and academic tools' followed by 'Explore, discover, and learn with IMU University Library'. The main content area features two search boxes. The first search box is titled 'One stop search engine via EDS' and contains the text 'Search articles, books, journals & more'. Below it, there is a note: 'Search for e-books, e-journals & articles through library e-resources (Login is required)'. The second search box is titled 'Search Library Portal Content' and contains the text 'Enter your keyword...'. Below it, there is an example: 'Example: information literacy, medicine, robbins & kumar basic pathology, nejm, clinicalkey (Click for Guide)'. At the bottom of the page, there is a carousel of four illustrations, each representing a different type of e-resource: 'e-Resources E-BOOK' showing a person reading, 'e-Resources Online Database' showing a person at a computer, 'e-Resources' showing a person at a computer with a chart, and 'e-Resources e-journal' showing a person at a computer with a document. The carousel is controlled by left and right arrow buttons. In the bottom right corner, there is a red chat bubble icon and a dark blue help icon.

About Library



The screenshot shows the IMU University Library Portal website. The navigation menu at the top includes: Home, About Library (highlighted with a red box), Contact us, Digital Collection, Search Engines, Digital Forms, Tutorials, Iconic FAQ, and Info. Literacy. A user profile icon with the initials 'hs' is visible in the top right corner.

The main header area features the text "Library Portal" in large blue letters. Below it, there is a yellow banner with a right-pointing arrow and the text "About IMU University Library".

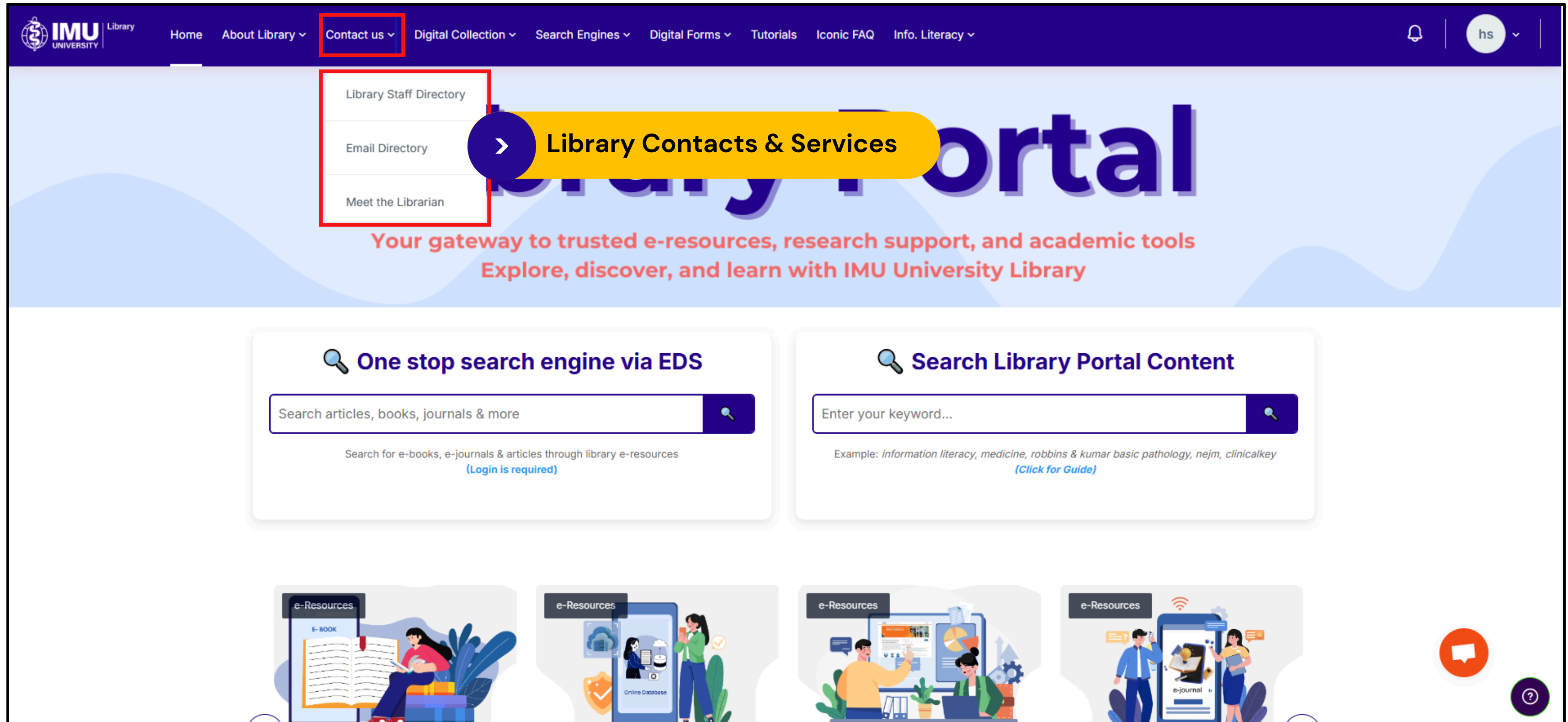
A dropdown menu is open under the "About Library" link, listing the following options: Introduction, Mission, Facilities, Services, Immersive Experience, Social Media, and Podcast. A red box highlights this dropdown menu.

Below the header, there are two search boxes:

- The first search box is titled "Search engine via EDS" and contains the text "Search [] & more" with a search icon. Below it, there is a note: "journals & articles through library e-resources (Login is required)".
- The second search box is titled "Search Library Portal Content" and contains the text "Enter your keyword..." with a search icon. Below it, there is an example: "Example: information literacy, medicine, robbins & kumar basic pathology, nejm, clinicalkey (Click for Guide)".

At the bottom of the page, there are four illustrations representing different e-resources: "E-BOOK", "e-Resources", "e-Resources", and "e-Resources". Each illustration shows a person interacting with a device or document. In the bottom right corner, there are two circular icons: a red one with a speech bubble and a purple one with a question mark.

Contact us



The screenshot shows the IMU University Library website. The navigation bar includes links for Home, About Library, Contact us (highlighted with a red box), Digital Collection, Search Engines, Digital Forms, Tutorials, Iconic FAQ, and Info. Literacy. A dropdown menu under 'Contact us' lists 'Library Staff Directory', 'Email Directory', and 'Meet the Librarian'. A yellow callout bubble with a right-pointing arrow contains the text 'Library Contacts & Services'. The main banner features the text 'Library Portal' and 'Your gateway to trusted e-resources, research support, and academic tools. Explore, discover, and learn with IMU University Library'. Below the banner are two search boxes: 'One stop search engine via EDS' and 'Search Library Portal Content'. The bottom section contains four illustrations representing different e-resources: E-BOOK, Online Database, and e-journal.

Library Contacts & Services

Library Portal

Your gateway to trusted e-resources, research support, and academic tools
Explore, discover, and learn with IMU University Library

One stop search engine via EDS

Search articles, books, journals & more

Search for e-books, e-journals & articles through library e-resources
(Login is required)

Search Library Portal Content

Enter your keyword...

Example: *information literacy, medicine, robbins & kumar basic pathology, nejm, clinicalkey*
(Click for Guide)

e-Resources

E-BOOK

e-Resources

Online Database

e-Resources

e-Resources

e-journal

Digital Collection

IMU UNIVERSITY Library

Home About Library Contact us **Digital Collection** Search Engines Digital Forms Tutorials Iconic FAQ Info. Literacy

Library Portal

Library Digital Collection

Access e-journals, e-books, databases, Learning Resources Repository, and more. All in one place to support your study, teaching, and research.

Search articles, books... (Login is required)

Enter your keyword... (Click for Guide)

e-Resources

e-Resources

e-Resources

e-Resources

Search Engines

The screenshot shows the IMU Library website's search engine section. The navigation bar at the top includes links for Home, About Library, Contact us, Digital Collection, Search Engines (highlighted with a red box), Digital Forms, Tutorials, Iconic FAQ, and Info. Literacy. A dropdown menu under Search Engines lists three options: EDS Search for Subscribed e-Resources, Koha i-Loc, and Course Reserves Search for Module-Based Resources. A yellow callout box with a right-pointing arrow and the text "Search Engines" is positioned over the dropdown. Below the callout, a text box explains: "Search and access library e-resources, books, and references via EDS, Koha i-Loc, and Course Reserves. All in one place for easy discovery." The main content area features two search engine cards. The first card, titled "One stop search engine via EDS", has a search input field with the placeholder text "Search articles, books, journals & more" and a search button. Below the input field, it states "Search for e-books, e-journals & articles through library e-resources (Login is required)". The second card, titled "Search Library Portal Content", has a search input field with the placeholder text "Enter your keyword..." and a search button. Below the input field, it provides an example: "Example: information literacy, medicine, robbins & kumar basic pathology, nejm, clinicalkey (Click for Guide)". At the bottom of the page, there are four illustrations representing different types of e-resources: an e-book, an online database, an e-journal, and an e-journal. A chat icon and a help icon are visible in the bottom right corner.

IMU UNIVERSITY Library

Home About Library Contact us Digital Collection Search Engines Digital Forms Tutorials Iconic FAQ Info. Literacy

hs

EDS Search for Subscribed e-Resources

Koha i-Loc

Course Reserves Search for Module-Based Resources

Search Engines

Search and access library e-resources, books, and references via EDS, Koha i-Loc, and Course Reserves. All in one place for easy discovery.

One stop search engine via EDS

Search articles, books, journals & more

Search for e-books, e-journals & articles through library e-resources
(Login is required)

Search Library Portal Content

Enter your keyword...

Example: *information literacy, medicine, robbins & kumar basic pathology, nejm, clinicalkey*
(Click for Guide)

e-Resources

E-BOOK

e-Resources

Online Database

e-Resources

e-Resources

e-journal

Digital Forms

The screenshot displays the IMU University Library website. The top navigation bar includes links for Home, About Library, Contact us, Digital Collection, Search Engines, Digital Forms (highlighted with a red box), Tutorials, Iconic FAQ, and Info. Literacy. A dropdown menu for Digital Forms is open, listing: Request For An Article, Recommend A Purchase, Library Feedback Form, and Discussion Room & Area Booking. A yellow callout box with a right-pointing arrow contains the text "Digital Forms" and a descriptive paragraph: "Access online forms to request articles, recommend book purchases, give library feedback, or book a discussion room." Below the navigation, there are two search engine sections: "One stop search engine via EDS" and "Search Library Portal Content". The EDS section includes a search bar with the placeholder "Search articles, books, journals & more" and a note: "Search for e-books, e-journals & articles through library e-resources (Login is required)". The Library Portal Content section includes a search bar with the placeholder "Enter your keyword..." and an example: "Example: information literacy, medicine, robbins & kumar basic pathology, nejm, clinicalkey (Click for Guide)". At the bottom, there are four illustrations representing different digital resources: e-Resources (E-BOOK), e-Resources (Online Database), e-Resources, and e-Resources (e-journal). A chat icon and a help icon are visible in the bottom right corner.

Tutorials, Iconic FAQ and Information Literacy

The screenshot shows the IMU Library website interface. The navigation bar at the top includes links for Home, About Library, Contact us, Digital Collection, Search Engines, Digital Forms, Tutorials, Iconic FAQ, and Info. Literacy. Three callout boxes provide detailed information:

- Callout 1 (top left):** "List of guidelines to access online resources, citation guide, and App guide installation." This callout points to the 'Tutorials' menu item.
- Callout 2 (top right):** "Information Literacy quiz according to program and semester, Information and Media Literacy Course and e-Library License course." This callout points to the 'Info. Literacy' menu item.
- Callout 3 (center):** "Interactive Iconic FAQ – is a list of frequently ask question and answer regarding library basic information, login issue, online library form and virtual library tour." This callout points to the 'Iconic FAQ' menu item.

Below the navigation bar, the main content area features two search engines:

- One stop search engine via EDS:** A search box with the placeholder text "Search articles, books, journals & more". Below the box, it states "Search for e-books, e-journals & articles through library e-resources (Login is required)".
- Search Library Portal Content:** A search box with the placeholder text "Enter your keyword...". Below the box, it provides an example: "Example: information literacy, medicine, robbins & kumar basic pathology, nejm, clinicalkey (Click for Guide)".

At the bottom of the page, there is a carousel of four illustrations representing different e-resources: e-BOOK, Online Database, e-Resources, and e-journal. Navigation arrows are visible on the left and right sides of the carousel.

Search Option

The screenshot shows the IMU University Library Portal homepage. The navigation bar includes links for Home, About Library, Contact us, Digital Collection, Search Engines, Digital Forms, Tutorials, Iconic FAQ, and Info. Literacy. The main heading is "Library Portal" with the tagline "Your gateway to trusted e-resources, research support, and academic tools. Explore, discover, and learn with IMU University Library".

Two search options are highlighted with red boxes:

- One stop search engine via EDS:** A search bar with the placeholder text "Search articles, books, journals & more". Below it, it says "Search for e-books, e-journals & articles through library e-resources (Login is required)".
- Search Library Portal Content:** A search bar with the placeholder text "Enter your keyword...". Below it, it provides an example: "Example: information literacy, medicine, robbins & kumar basic pathology, nejm, clinicalkey" and a link "(Click for Guide)".

Two callout boxes provide further instructions:

- Left Callout:** "Use this search option to find e-books, e-journals, and articles available in the library's collections." This callout is connected to the EDS search option by an arrow.
- Right Callout:** "Use this search option to find information by keyword across the Library Portal." This callout is connected to the Library Portal Content search option by an arrow.

The bottom of the page features a carousel of illustrations related to e-resources, with navigation arrows on either side.

Digital Collection

The screenshot shows the IMU Library Digital Collection interface. At the top is a navigation bar with links: Home, About Library, Contact us, Digital Collection, Search Engines, Digital Forms, Tutorials, Iconic FAQ, and Info. Literacy. Below the navigation are two search boxes. The first is titled "One stop search engine via EDS" and contains the text "Search articles, books, journals & more" and "Search for e-books, e-journals & articles through library e-resources (Login is required)". The second is titled "Search Library Portal Content" and contains "Enter your keyword..." and "Example: information literacy, medicine, robbins & kumar basic patho (Click for Guide)". Below these are four collection boxes: "e-Books" (List of subscribed full-text e-Books), "Online Databases" (List of subscribed databases), "Learning Resources Repository" (Archives of Student's Theses, Dissertations and Projects), and "e-Journals" (List of subscribed full-text e-Journals). Each box has a "View" button. Callouts highlight the search boxes and the collection boxes, with one pointing to a "Select one of the boxes to access our digital collections." message and another to "Click left or right button to see more collections.".

Home About Library Contact us Digital Collection Search Engines Digital Forms Tutorials Iconic FAQ Info. Literacy

One stop search engine via EDS
Search articles, books, journals & more
Search for e-books, e-journals & articles through library e-resources
(Login is required)

Search Library Portal Content
Enter your keyword...
Example: *information literacy, medicine, robbins & kumar basic patho*
(Click for Guide)

Select one of the boxes to access our digital collections.

Click left or right button to see more collections.

e-Books
List of subscribed full-text e-Books
View

Online Databases
List of subscribed databases
View

Learning Resources Repository
Archives of Student's Theses, Dissertations and Projects
View

e-Journals
List of subscribed full-text e-Journals
View

Latest Update

The screenshot shows the IMU Library website interface. At the top, there is a navigation bar with the following links: Home, About Library, Contact us, Digital Collection, Search Engines, Digital Forms, Tutorials, Iconic FAQ, and Info. Literacy. A user profile icon labeled 'hs' is visible in the top right corner.

The main content area features a dark blue sidebar on the left with the heading **Find Our Latest Update** and the subtext "Stay up to date with IMU Library's news, activities, and operating schedules." To the right of this sidebar is a horizontal menu with five tabs: "Library Operation Hours 2025", "Meet The Librarian", "Health Awareness Exhibition" (which is highlighted in dark blue), "Immersive Experience", and "Click & Collect".

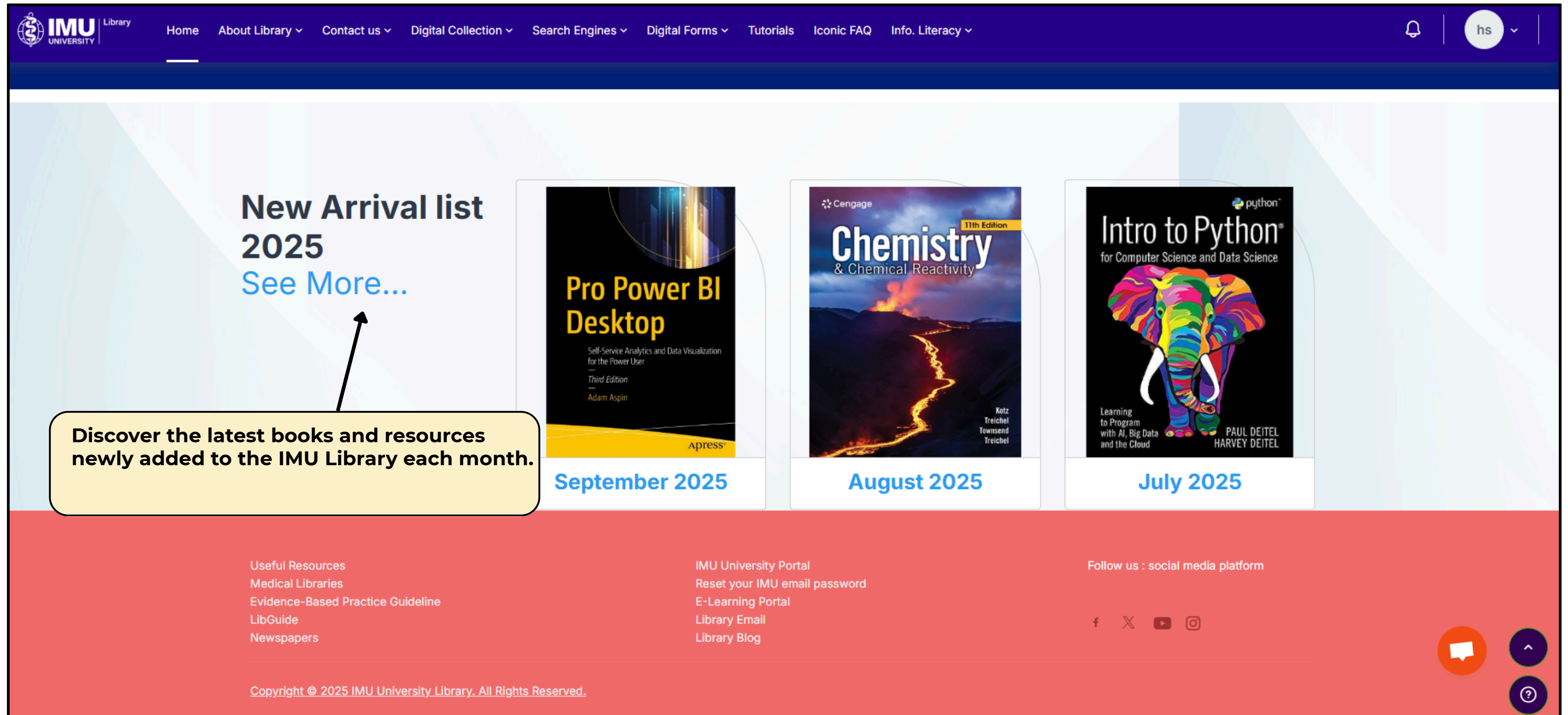
A yellow callout box with a black border and an arrow pointing to the "Health Awareness Exhibition" tab contains the text: "Select this tab to find information regarding library updates such as announcement, new library collection and new library services." To the right of the menu is a large promotional banner for "World Suicide Prevention Day 2025" on "10 September". The banner features a globe with a yellow heart ribbon and the text "Changing the Narrative on Suicide".

At the bottom of the page, there is a dark blue footer section titled "Library Essential Kit" with the text "The Library Essential Kit is an interactive guide on key resources and tools to support IMU students and staff in teaching, learning...". Below this text are several icons representing different library services: a laptop, an "E-BOOK" icon, a medical syringe, a chat bubble, a white robot head, and a question mark icon.

Library Resources

The screenshot displays the IMU Library website interface. At the top, a navigation menu includes links for Home, About Library, Contact us, Digital Collection, Search Engines, Digital Forms, Tutorials, Iconic FAQ, and Info. Literacy. The main content area features a dark blue background with the heading "Library Essential Kit" and a sub-heading: "The Library Essential Kit is an interactive guide on key resources and tools to support IMU students and staff in teaching, learning, and research, accessible via the IMU Library Portal." Below this is an "Explore" button. To the right, there are four icons representing different services: a computer monitor for "Reserve book with KOHA i-LOC", a book icon for "Utilizing e-books effectively", a medical syringe for "Accessing drug information resources", and a robot with glasses for "AND MANY MORE". A yellow callout box with an arrow points to the "Library Essential Kit" heading, containing the text: "Discover the Library Essential Kit. Your quick guide to key resources for teaching, learning, and research." Below this section is a "Discover More Through Our Videos" section with three video thumbnails. The first thumbnail is titled "Tutorial: How to Search for Books in KOHA LIBRARY SYSTEM", the second is "Tutorial: How to Reserve LIBRARY BOOKS THROUGH I-LOC", and the third is "Tutorial: How to Renew BOOK THROUGH THE I-LOC". A yellow callout box with an arrow points to the first video thumbnail, containing the text: "Explore videos to learn more about our library services and resources." In the bottom right corner, there are icons for chat, a home button, and a help button.

New Arrival List



New Arrival list 2025
[See More...](#)

Discover the latest books and resources newly added to the IMU Library each month.

- September 2025**: *Pro Power BI Desktop* by Adam Aspin, 3rd Edition, Apress.
- August 2025**: *Chemistry & Chemical Reactivity*, 11th Edition, by Kotz, Treichel, Townsend, Treichel, Cengage.
- July 2025**: *Intro to Python* for Computer Science and Data Science, Learning to Program with AI, Big Data and the Cloud, by Paul Deitel and Harvey Deitel, Python.

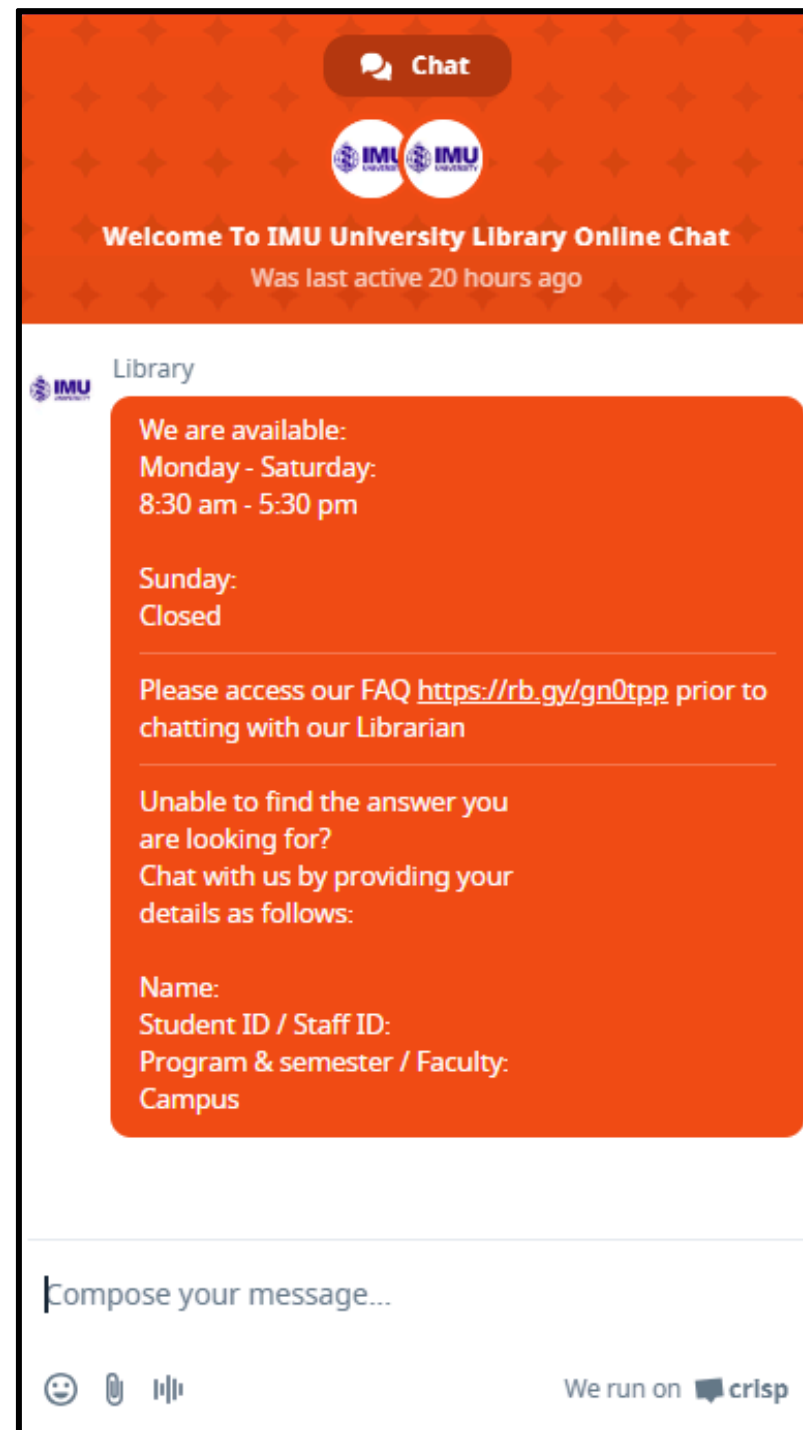
Useful Resources
Medical Libraries
Evidence-Based Practice Guideline
LibGuide
Newspapers

IMU University Portal
Reset your IMU email password
E-Learning Portal
Library Email
Library Blog

Follow us : social media platform

Copyright © 2025 IMU University Library. All Rights Reserved.

Interactive Chatbot



Automated conversation system that enables user to chat with Librarian. Users are able to ask a librarian questions regarding the library services and online resources.



**Need Help /
Any Feedback**



Kindly contact any of the Librarians at

librarynotification@imu.edu.my

should you have difficulty in navigating this portal.

**Thank
You**